

INNOVATIONS

in Orthopedic Instruments


Hip Positioning & Exposure

January 2016

Featuring many **New!** instruments throughout

Charnley/Sorrells Low-Profile Hip Arthroplasty Retractor System

Page 34



What's New In This Catalog?

a snapshot of all the *New!* instruments within


Thornberry Hip Positioner

Page 3



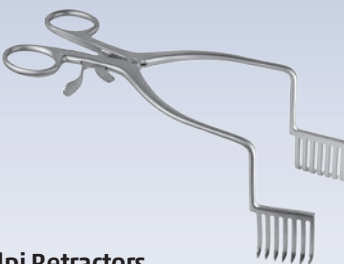
Modified T-Handle Femoral Canal Finder Rasp

Page 15



Double Bent Extended Deep Tissue Retractor

Page 17



Gelpi Retractors

Page 19



Toy Anterior Modified Hibbs Blades

Page 27



Curved Cobra Retractors - Single Prong

Page 14 & 31



Retractors with Extra Grip Tip

Page 41



Richard Post-op Extremity Holder

Page 6



Hope Direct Anterior Femoral Retractor

Page 13

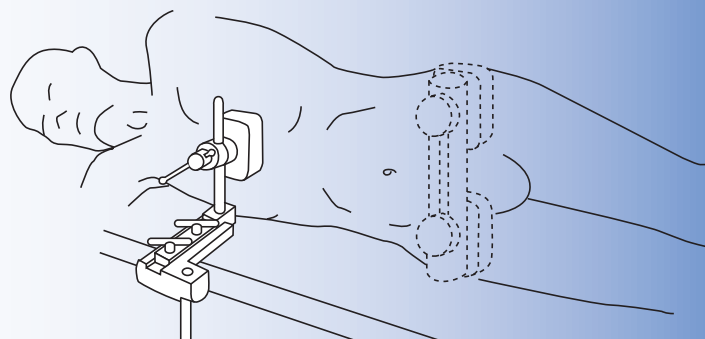


Wixson/Stulberg Anterior Trunk Support

Designed by R.L. Wixson, MD and S. David Stulberg, MD

Helps protect the chest and shoulders from slumping forward during total hip surgery

PRODUCT NO: 4110 





Thornberry Hip Positioner Designed by Robert L. Thornberry, MD

Designed to be adjustable yet sturdy, and is especially helpful when stabilizing a large patient during total hip and revision surgery

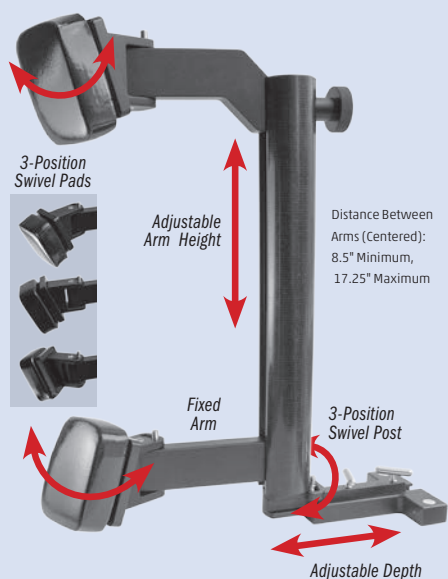
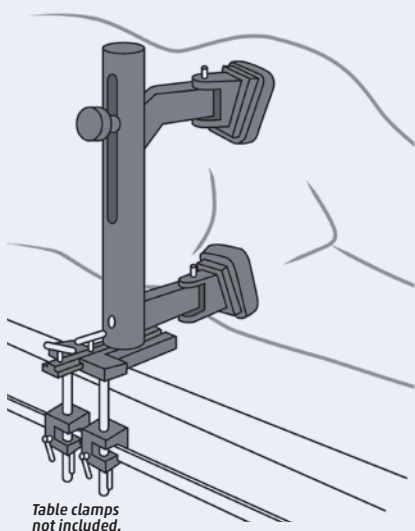
The Thornberry Hip Positioner is designed to attach directly to the operating table utilizing existing table clamps, or the Innomed #2595 Table Clamps, which are not included.

The upper arm assembly can be adjusted for height. Both arms include a push-button to allow the pad platform to swivel and lock into any of three fixed positions. The tall 18" post also includes a push-button to allow the post/arms unit to swivel and lock into any of three fixed positions.

The complete unit is autoclavable except for the foam pads. The pads are made of semi-dense foam to help prevent pressure points and are sealed with a washable coating. The coating also helps to lessen the possibility of skin breakdown.

It may be necessary to place the Double Table Attachment(s) 180°—sticking out from the table—to accommodate the large patient, as shown at left.

New!



PRODUCT NO'S:

4160-00 [Complete Set]

Items Included in Set:

4160-07 [7" Back Support Post]

4160-18 [18" Post with Fixed Lower Arm]

4160-AA [Adjustable Upper Arm]

4160-DTA [Double Table Attachment]
Two (2) included with set; One (1) only with this number

4160-PB [Post Knob]
Two (2) included with set; One (1) only with this number

4150-P [Pad Plate for Back Support]

4150-PD3 [Set of Three (3) Pads]

4150-S [Back Support Slider]

Optional Items:

2595 [Table Clamp] One only with this number



Positioner consists of:

Front Support Unit

One 18" post assembly with a lower arm and swiveling pad platform, one upper arm assembly with a swiveling pad platform, one post knob, two pads, and one double table attachment.

Back Support Unit

One 7" post assembly, one post knob, one pad plate, one pad, one slider, and one double table attachment.

Wixson Hip Positioner

Designed by R.L. Wixson, MD

Provides stable positioning of a patient during hip surgery

The Wixson Hip Positioner is used for stable positioning of a patient during total hip and revision surgery. It is designed to be placed on top of the operating table.

The base plate is rubber-backed to reduce slipping on the table. The uprights can easily be slid in and out of the multiple slots in the plate for desired positioning and locked into position with the locking bolt. The complete upright assembly is radiolucent.

The upright pads and the base plate pad are made of semi-dense foam to help prevent pressure points and are sealed with a washable coating. The coating also helps to lessen the possibility of skin breakdown.

The hip positioner consists of: One 10" post with double pads, one 6" post with a single pad, one 20" base plate, one base plate pad, two 2" spacers, one 4" knob, and one 6" knob.

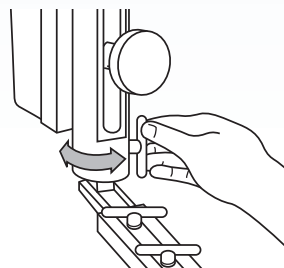
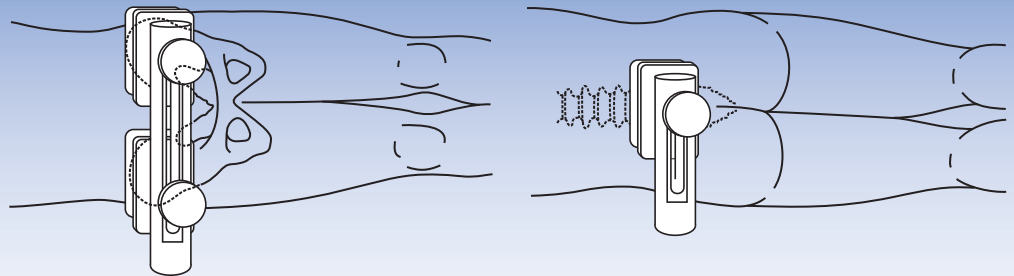
The spacers and longer knobs are supplied for use with larger patients: use one spacer with the 4" knob, or combine the two spacers to use with the 6" knob.

The pad assembly can be adjusted for additional height and width. The upright posts are modular. The complete unit is radiolucent and autoclavable except for the foam pads.

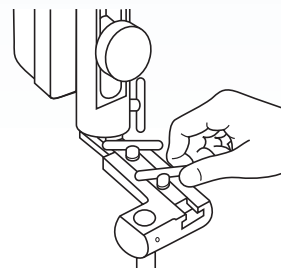


Baseplate Dimensions: 20" x 11.25" (50,8 cm x 28,6 cm)

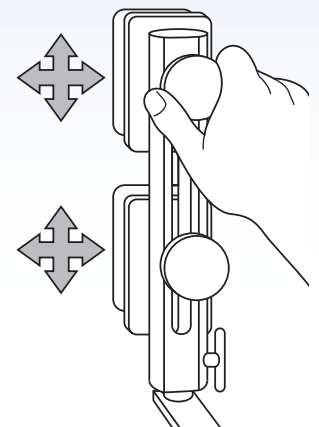
PRODUCT NO'S:	
4050	
Optional & Replacement Parts:	
4150-C	[2" (5,1 cm) Spacer]
4150-C4	[4" (10,2 cm) Spacer]
4150-EK	[4" (10,2 cm) Knob] <i>For use with 2" Spacer</i>
4150-EK4	[6" (15,2 cm) Long Knob] <i>For use with two 2" Spacers or one 4" Spacer</i>
4150-EK6	[8" (20,3 cm) Long Knob] <i>For use with one 2" Spacer and one 4" Spacer</i>
4150-EXT	[2" Spacer with 4" Knob]
4150-EXT4	[4" Spacer with 6" Knob]
4150-EXT6	[4" and 2" Spacer with 8" Knob]
4150-06	[6" (15,2 cm) Post]
4150-08	[8" (20,3 cm) Custom Post]
4150-09	[9" (22,9 cm) Custom Post]
4150-10	[10" (25,4 cm) Post]
4150-12	[12" (30,5 cm) Custom Post]
4150-14	[14" (35,6 cm) Custom Post]
4150-PD3	[Set of 3 Small Pads]
4050-LPD	[Large Pad]
4050-BP	[20" (50,8 cm) Wide Baseplate]
4050-BP24	[24" (61 cm) Custom Wide Baseplate]



The upright assembly can be rotated and locked in place.



The upright assembly adjusts by a sliding track to accommodate various sized patients. It is locked in the sliding track by tightening one or two locking bolts.



The pads can be adjusted for height and width.



Stulberg Hip Positioner

Designed by S. David Stulberg, MD

Provides stable positioning of a patient during hip surgery

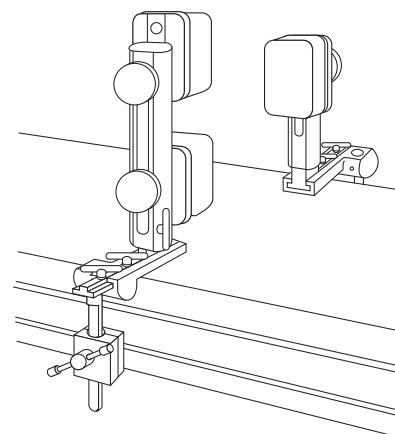

The Stulberg Hip Positioner is used for stable positioning of a patient during total hip and revision surgery. It is designed to attach directly to the operating table utilizing the existing table adapters.

The upright pads are made of semi-dense foam to help prevent pressure points and are sealed with a washable coating. The coating also helps to lessen the possibility of skin breakdown.

The hip positioner consists of: One 10" post assembly with double pads and one 6" post assembly with a single pad, two 2" spacers, one 4" knob, one 6" knob, and two table attachments.

The spacers and longer knob are supplied for use with larger patients: use one spacer with the 4" knob, or combine the two spacers to use with the 6" knob.

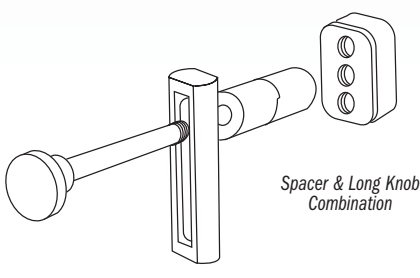

The pad assembly can be adjusted for additional height and width. The upright posts are modular. The complete unit is radiolucent and autoclavable except for the foam pads.



Storage Case Included

PRODUCT NO.'S:	
4150-00	
Optional & Replacement Parts:	
4150-C	[2" (5,1 cm) Spacer]
4150-C4	[4" (10,2 cm) Spacer]
4150-EK	[4" (10,2 cm) Knob] <i>For use with 2" Spacer</i>
4150-EK4	[6" (15,2 cm) Long Knob] <i>For use with two 2" Spacers or one 4" Spacer</i>
4150-EK6	[8" (20,3 cm) Long Knob] <i>For use with one 2" Spacer and one 4" Spacer</i>
4150-EXT	[2" Spacer with 4" Knob]
4150-EXT4	[4" Spacer with 6" Knob]
4150-EXT6	[4" and 2" Spacer with 8" Knob]
4150-06	[6" (15,2 cm) Post]
4150-08	[8" (20,3 cm) Custom Post]
4150-09	[9" (22,9 cm) Custom Post]
4150-10	[10" (25,4 cm) Post]
4150-12	[12" (30,5 cm) Custom Post]
4150-14	[14" (35,6 cm) Custom Post]
4150-PD3	[Set of 3 Small Pads]
4150-TA	[Table Attachment]
9002	[Storage Case]

Optional Hip Positioner Parts:





Cherf Leg Holder

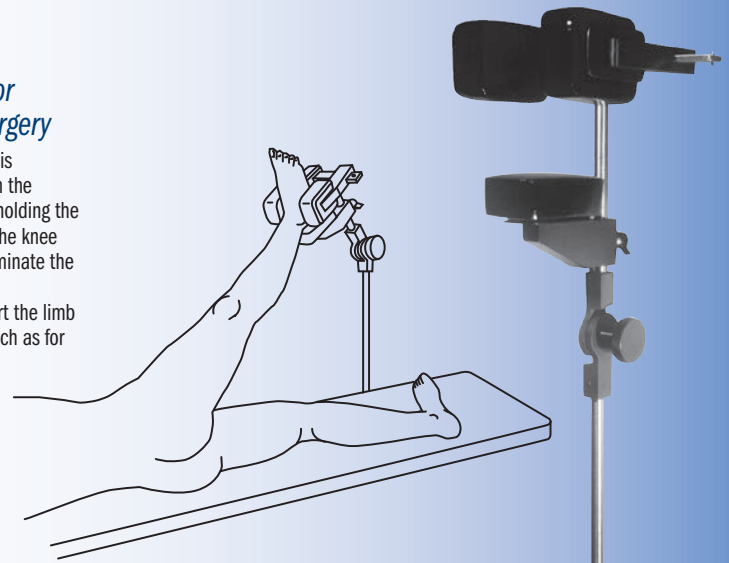
Designed by John Cherf, MD

Supports the lower extremity for prepping before hip or knee surgery

Useful for all lower extremity procedures and is particularly helpful for supporting the leg with the patient positioned in the lateral position. By holding the foot/ankle in an externally rotated position, the knee can be locked into extension which helps eliminate the need for manual support.

The leg holder may also be used to support the limb for surgical patients in the supine position such as for knee and foot/ankle procedures.

PRODUCT NO'S:
2270
Replacement Parts:
4150-PD3 [Set of 3 Small Pads]



Multi-Adjustment Hip Positioner

Provides stable positioning of a patient during hip surgery

Multi-adjustment arms allow the positioner to be adjusted to fit all sizes of patients. Extra attachment allows for more versatility of placement. Especially helpful with large patients where reaching the a.s.i.s. is needed for stabilization.

PRODUCT NO'S:
4030
Replacement Parts:
4150-PD2 [Set of 2 Small Pads]




Richard Post-op Extremity Holder

Designed by Medical Industries of America, LLC

Designed to help hold and stabilize an extremity in a desired position after surgery

Can be used on the patient bed, or can be sterilized for use in surgery, except the pads which are not sterilizable.

PRODUCT NO'S:
Unit Dimensions: 15" x 2" x 5.25" (38 cm x 5,1 cm x 13,3 cm)
8098-00 [Set with Pads]
Optional & Replacement Parts:
8098-01 [Holder Only without Pads]
8098-PAD-00 [Set of 3 Pads – 2 Sides, 1 Center]
8098-PAD-A [Single Center Pad]
8098-PAD-B [Pair Curved Side Pads]



Capello Patient Positioner

Designed by William Capello, MD

Provides stable positioning of a patient during hip procedures

*Two-piece board design
for easy handling*
Interlocking board pieces



*Also available in a
one-piece design*



Board Dimensions: 47" x 18.75" (119,4cm x 47,6cm)



PRODUCT NO'S:

4090	[Set with 2-Piece Board]
4095	[Set with 1-Piece Board]
Optional & Replacement Parts:	
4090-PB	[2-Piece Positioning Board]
4095-PB	[1-Piece Positioning Board]
4090-06	[6" (15,2 cm) Peg]
4090-08	[9" (22,9 cm) Peg]
4090-SC	[Stabilizing Clamp]
4090-01	[Large Gel Pad]
4090-EXT	[Peg Extension]
4090-02	[Peg Gel Pad]
9120	[Table Clamp]

Optional two-piece board construction allows for easier use and storage. Includes: Board, Gel Pad, (4) 6" Pegs, (4) 9" Pegs, (2) Stabilizing Clamps, (2) Table Clamps. All gel pads, pegs and peg height extensions can be used with existing peg boards. The board is also available in a one-piece design.





Large Patient Peg Board Positioner Post Assembly

Designed by Paul Ramsey, MD

Especially helpful with large patients where reaching the a.s.i.s. is needed for stabilization

PRODUCT NO'S:

4150-10P	[Complete Set]
Optional & Replacement Parts:	
4090-03	[Post Assembly Adapter]
4150-10B	[10" (25,4 cm) Post with 2 Pads]
4150-EXT	[2" (5,1 cm) Spacer with 4" (10,2 cm) Knob]
4150-EXT4	[4" (10,2 cm) Spacer with 6" (15,2 cm) Knob]



Jackson Flat Top Traction Device

A table-top traction device designed for fracture fixation in the acetabulum, pelvis, and femur

Can be used in a variety of applications, including open and percutaneous pelvic and acetabular fracture surgery, hip fracture fixation and femur fracture fixation including antegrade or retrograde nailing.

The light-weight portable device attaches directly to a standard radiolucent flat top table. Recommended for use with the disposable sterile kit, one of which is included, with additional kits sold separately.

PRODUCT NO'S:

0007 [Jackson Traction Device]

This product number includes (1) #0008 Disposable Sterile Kit

Sold Separately:

0008 [Disposable Sterile Kit]

Kit Includes: (1) Impervious Stockinette and (1) 11 ft. Traction rope

0008-CASE [Case of Disposable Sterile Kits] Pkg of 10




Shown with Disposable Sterile Kit (weight not included)



By twisting the dial, the device can be raised, lowered or rotated as needed

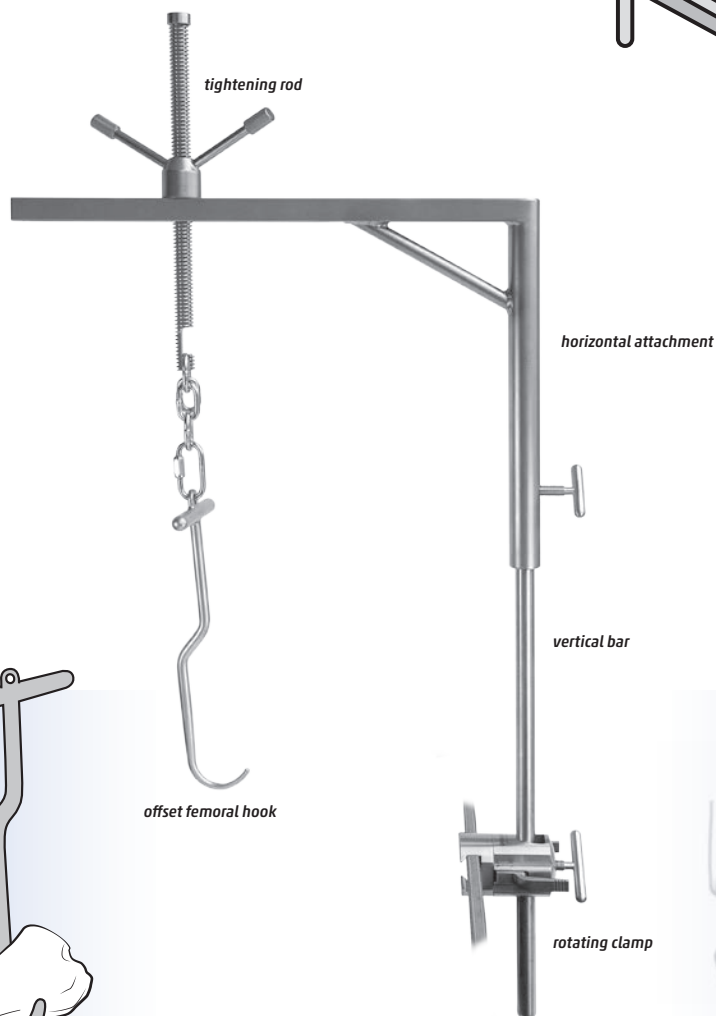
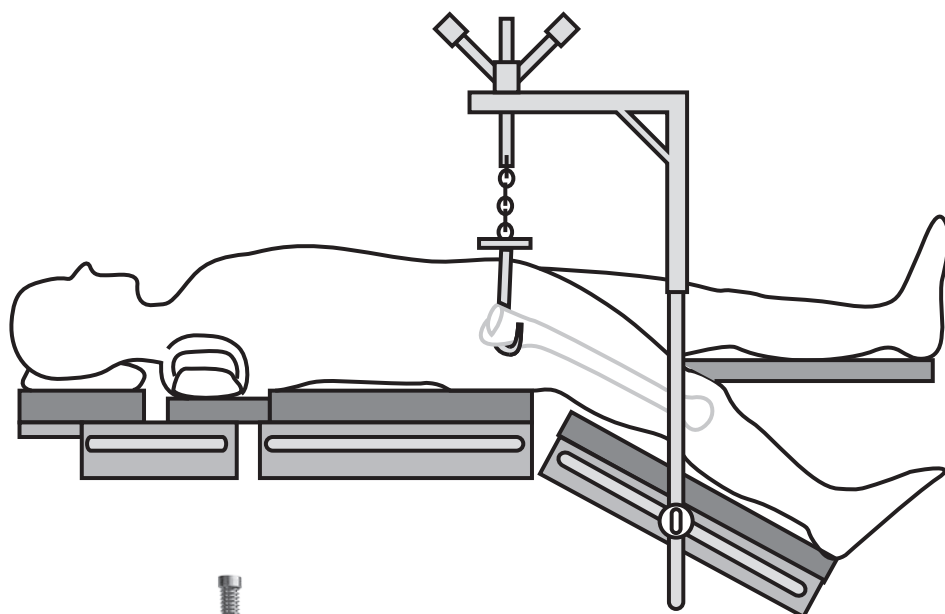
Mounts to the base of the OR table



Wixson Anterior Suspension Hook System

Designed by Richard L. Wixson, MD

Designed for use with a standard operating room table, helps to facilitate elevation of the proximal femur during direct anterior approach THR



Used for femoral preparation after the acetabular component has been implanted

The system consists of:

- 1) A **rotating clamp** that can be attached to the operating table side rails over the drapes.
- 2) A **vertical bar** that fits into the clamp and comes above the side of the table.
- 3) A **horizontal attachment** that fits over the vertical bar and can swing over the wound.
- 4) A threaded **tightening rod** that inserts through a slot in the arm of the horizontal attachment and can be used to bring up the proximal femur.
- 5) A large **offset femoral hook** that can be placed above the lesser trochanter and around the posterior femoral neck and trochanter base. The handle of the hook has a chain to attach to the threaded tightening rod coming through the horizontal arm.

PRODUCT NO:

6245-00 [Complete Unit]

Replacement Parts:

6245-01 [Tightening Rod]

6245-02 [Horizontal Attachment]

6245-03 [Vertical Bar]

6245-04 [T-handle Bolt]

6245-05 [Offset Femoral Hook]

9125 [Rotating Table Clamp]


Complete unit includes:
Tightening rod, horizontal attachment, vertical bar, T-handle bolt, offset femoral hook, and rotating table clamp




Unger Anterior Total Hip Instruments

Designed by Anthony Unger, MD

Universal instrument system specifically designed for Direct Anterior approach THR



Dr. Unger's surgical technique available on our website.



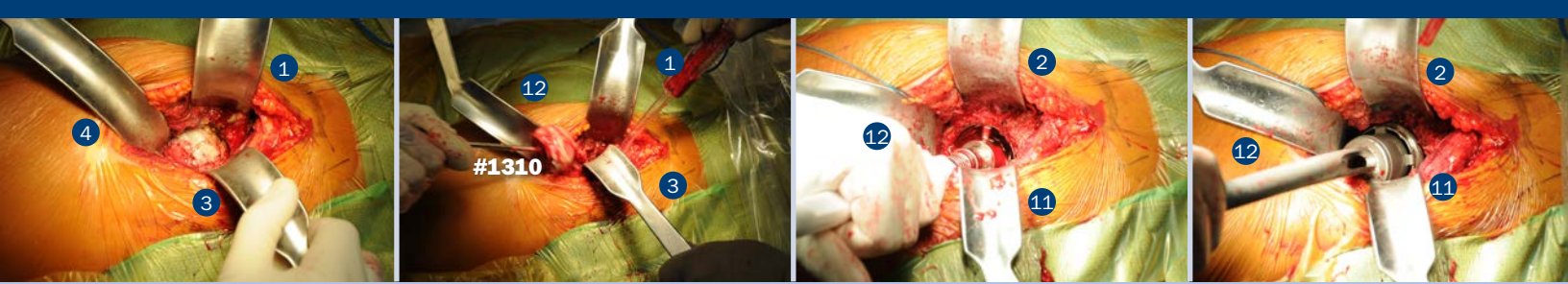
PRODUCT NO'S:

1	3001 [Unger Wide Hohmann-Single Prong] Blade Width: 44 mm Blade Depth: 5" (12,7 cm) Overall Length: 13.5" (34,3 cm)
2	3008 [Unger Wide Hohmann-Double Prong] Blade Width: 44 mm Blade Depth: 5" (12,7 cm) Overall Length: 13.5" (34,3 cm)
3	3002 [Unger Narrow Hohmann] Blade Width: 34 mm Blade Depth: 4" (10,2 cm) Overall Length: 13" (33 cm)
4	3003 [Unger Blunt Narrow Cobra] Blade Width: 34 mm Blade Width at Tip: 12 mm Blade Depth: 5.25" (13,3 cm) Overall Length: 14.5" (36,9 cm)

5	3004 [Unger Canal Finder Rasp-Straight] Overall Length: 11" (27,9 cm) Handle Length: 5" (12,7 cm)
6	3004-01 [Unger Canal Finder Rasp-Curved] Overall Length: 11" (27,9 cm) Handle Length: 5" (12,7 cm)
7	3005-R [Unger Box Osteotome-Right] Overall Length: 12" (30,5 cm)
8	3005-L [Unger Box Osteotome-Left] Overall Length: 12" (30,5 cm)
9	3006 [Unger Femoral Neck Elevator] Blade Width at Widest: 25 mm Overall Length: 13" (33 cm) Handle Length: 9" (22,9 cm)

10	3007 [Unger Soft Tissue Protector] Blade Width: 50 mm Overall Length: 1.75" (4,4 cm) Handle Length: 10.125" (25,7 cm)
11	3009-R [Unger Offset Narrow Hohmann-Right] Blade Width: 34 mm Overall Depth: 4" (10,2 cm) Overall Length: 13" (33 cm)
12	3009-L [Unger Offset Narrow Hohmann-Left] Blade Width: 34 mm Overall Depth: 4" (10,2 cm) Overall Length: 13" (33 cm)
Optional Instruments:	
13	3006-01 [Femoral Neck Elevator-Long Prong] Blade Width at Widest: 25 mm Overall Length: 13.4" (34 cm) Handle Length: 9" (22,9 cm)





Femoral Head and Acetabular Exposure

Unger Wide Hohmann

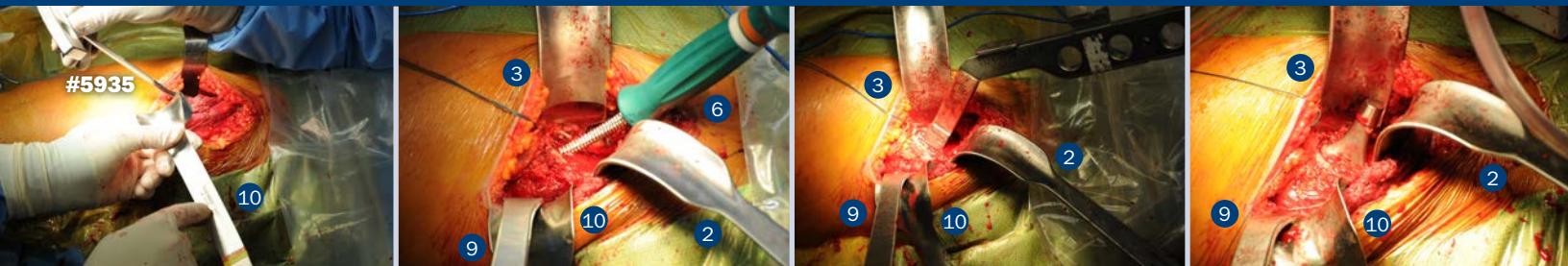
Placed around the femoral neck to expose the anterior hip capsule.

Unger Narrow Hohmann

A curved sharp hohmann retractor placed under the posterior acetabulum to depress the femur and expose the acetabulum.

Unger Blunt Narrow Cobra

A ventral cobra retractor placed over the anterior acetabulum wall to pull the Rectus Femoris anteriorly.



Femoral Neck Exposure

Unger Wide Hohmann

Placed medial to the femoral neck to push the femur laterally, helping to expose the femur for implant broaching and insertion.

Unger Femoral Neck Elevator

A femur elevator designed to interact with the Unger Anterior Fulcrum to expose the femur. Placed behind the Greater Trochanter.

Unger Soft Tissue Protector

A unique device that protects the Tensor Fascia Lata and allows the femoral elevator to lever/push up the femur for femoral component broaching and placement.





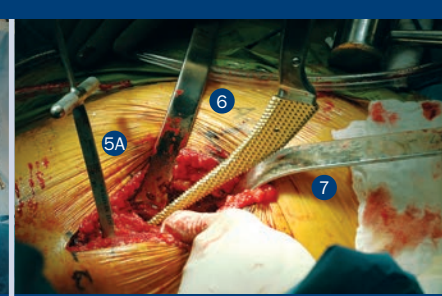
Exposure of the hip joint & removal of the femoral head



Acetabular exposure, reaming and cup insertion



Table Assembly/Elevator Hook for femoral access



Femoral broaching and stem insertion

Das/Seng Anterior Total Hip Instruments

Retractor set with included table-mounted controlled-release ratcheting elevator hook, specifically designed to help simplify anterior approach total hip arthroplasty

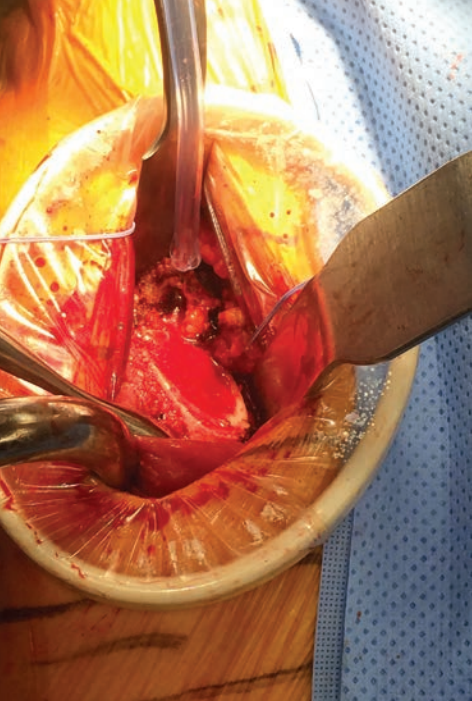
Surgical technique available on our website.



Designed by Amal Das, MD and Brian Seng, DO

PRODUCT NO'S:	
1	6221 [#1 - Posterior Femoral Neck Retractor] Blade Width: 25 mm Blade Depth: 3" (7,6 cm) Overall Length: 14" (35,6 cm)
2	6222 [#2 - Anterior Femoral Neck Retractor] Blade Width: 31.5 mm, 10 mm @ Tip Blade Depth: 4.5" (10,2 cm) Overall Length: 15" (38,1 cm)
3	6223 [#3 - Anterior Acetabular Retractor] Blade Width: 25 mm Blade Depth: 2.25" (5,7 cm) Overall Length: 13.25" (33,7 cm)
4	6224 [#4 - Posterior Acetabular Retractor] Blade Width: 25 mm Blade Depth: 2.75" (7 cm) Overall Length: 14" (35,6 cm)
5A	6226-RH [#5A - Round Elevator Hook] Blade Width: 10 mm Blade Depth from T-Handle: 5.75" (14,6 cm) Overall Length: 9.25" (23,5 cm)
6	6227 [#6 - Femoral Calcar Retractor] Blade Width: 25 mm Blade Depth: 3.625" (9,2 cm) Overall Length: 14" (35,6 cm)
7	6225 [#7 - Greater Trochanter Retractor] Blade Width: 25 mm Blade Depth: 2.5" (6,4 cm) Overall Length: 14.25" (36,2 cm)
8	6226-TA [#8 - Table Assembly] This product number includes one 6226-RH Elevator Hook Folds to approx: 21" x 5" x 5" (53,4 cm x 12,7 cm x 12,7 cm)
Optional Instruments:	
	6226-EH [#5 - Flat Elevator Hook] Blade Width: 10 mm Blade Depth from T-Handle: 5.75" (14,6 cm) Overall Length: 9.25" (23,5 cm)





Hope Direct Anterior Femoral Retractor

Designed by Charles A. Hope, MD

Designed to aid in exposure of the calcar femorale for proximal femoral exposure and broaching

PRODUCT NO:
5838
Overall Length: 11" (27,9 cm)
Blade Width: 1" (2,54 cm)



New!



- ▶ Lateral flange protects the muscle of tensor fascia lata and soft tissues during insertion and removal of femoral broaching instruments
- ▶ Narrow tip for deep placement posterior to the femoral neck, anterior to the greater trochanter
- ▶ Rotation of the retractor handle helps keep the instrument against the patient and out of the surgeon's line of sight

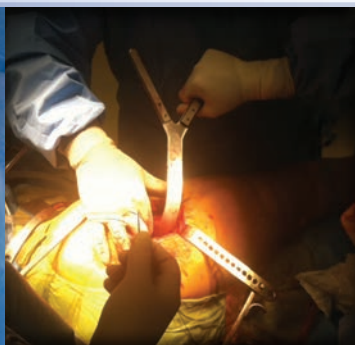
PRODUCT NO:
4698-L [Left]
Overall Length: 9.5" (24,1 cm)
Blade Width: 57 mm
4698-R [Right]
Overall Length: 9.5" (24,1 cm)
Blade Width: 57 mm



O'Reilly Direct Access Anterior Broaching Retractor

Designed by Michael P. O'Reilly, MD

Designed for use in obtaining improved proximal exposure for femoral canal preparation during minimally invasive direct anterior THA



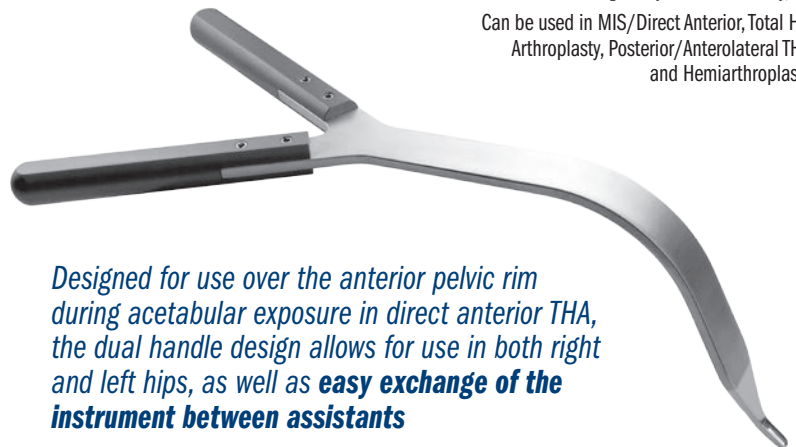
PRODUCT NO:
3011
Overall Length: 13.25" (33,7 cm)
Blade Depth: 4.25" (10,8 cm)
Blade Width: 1" (2,5 cm)



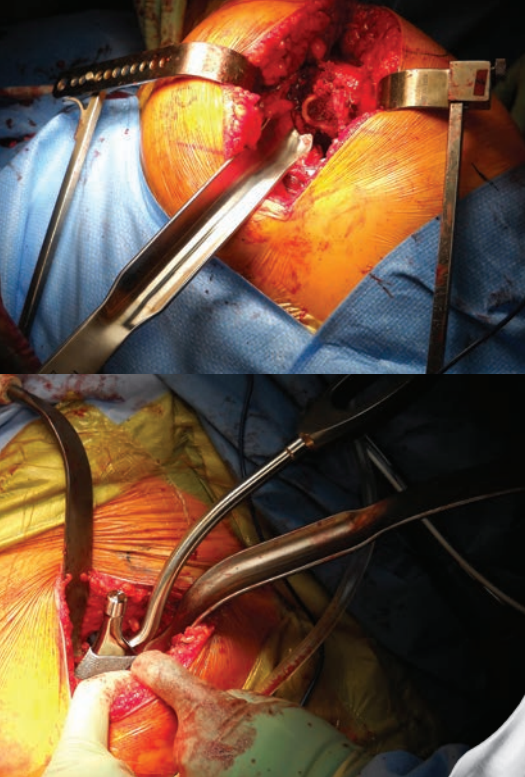
O'Reilly Dual Handle Direct Anterior Retractor

Designed by Michael P. O'Reilly, MD

Can be used in MIS/Direct Anterior, Total Hip Arthroplasty, Posterior/Anterolateral THA, and Hemiarthroplasty.



*Designed for use over the anterior pelvic rim during acetabular exposure in direct anterior THA, the dual handle design allows for use in both right and left hips, as well as **easy exchange of the instrument between assistants***




Bozeman Anterior THA Femoral Elevator

Designed by Daniel M. Gannon, MD

Designed to elevate the femur anteriorly, providing exposure to allow broaching of the femoral canal and final placement of the femoral component, during direct anterior approach THA

Helps to retract the TFL muscle out of the way, and provides surface area for the fulcrum effect, helping to reduce pressure on the muscle. Narrow designs helpful in minimally invasive surgery. The flared end joins the prongs to help maintain soft tissue retraction away from the broach teeth, while the two prong design helps placement lateral to the tip of the greater trochanter and elevates the femur.



PRODUCT NO'S:	
6144 [Small]	Overall Length: 11.5" (29,2 cm) Blade Neck Width: 26,1 mm Blade Flared End Width: 30,1 mm
6146 [Medium]	Overall Length: 13.5" (34,3cm) Blade Neck Width: 29,8 mm Blade Flared End Width: 34,7 mm
6145 [Large]	Overall Length: 15.5" (39,4 cm) Blade Neck Width: 33,6 mm Blade Flared End Width: 39,3 mm



Curved Cobra Retractors

Designed by Henry Boucher, MD
Single prong design modification by Walter Frueh, MD

Left and right retractors can be used with the direct anterior approach for exposure of the acetabulum

PRODUCT NO'S:	
6110-01 [Double Prong - Right]	Overall Length: 15" (38 cm)
6110-02 [Double Prong - Left]	Overall Length: 15" (38 cm)
6109-L [Single Prong - Left]	Overall Length: 15" (38 cm)
6109-R [Single Prong - Right]	Overall Length: 15" (38 cm)

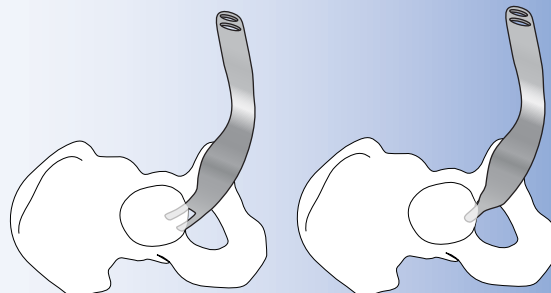


Double Prong

Single Prong



ANTERIOR APPROACH: Placed inferior to the trans-acetabular ligament during exposure and preparation of the acetabular component. The curve and "twist" of the retractor allow for gentle retraction of the medial and inferior soft tissues and skin. Helps provide easier retraction for the assistant on the other side of the operating table.




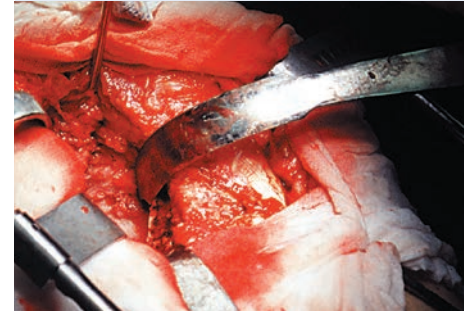
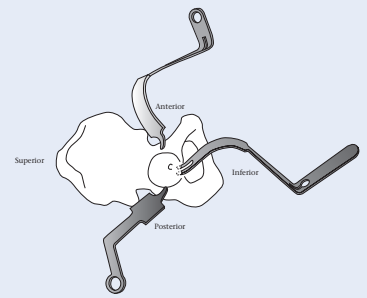
See page 27 for posterior approach positioning

APC Hip Retractor Series

Designed by APC, Inc.

Used to help provide wide exposure of the acetabulum

PRODUCT NO'S:	
6420 [Single Prong]	Overall Length: 14" (35,6 cm) Blade Width: 22 mm
6430 [Double Prong]	Overall Length: 14" (35,6 cm) Blade Width: 24 mm
6440 [Double Prong Wide]	Overall Length: 14" (35,6 cm) Blade Width: 44 mm



Rockowitz T-Handle Femoral Canal Finder Rasp


Designed by Neal L. Rockowitz, MD

Designed to sound the femoral canal prior to stem broaching, especially useful to help start the broach path during the direct anterior approach

PRODUCT NO:
4990 [Rockowitz Rasp] Overall Length: 9" (22,9 cm)



**ORIGINAL
DR. ROCKOWITZ DESIGN
Topside Rasp**
*Rasp on curve topside and sides,
smooth on underside*



New!

Modified T-Handle Femoral Canal Finder Rasp

PRODUCT NO:
4989 [Modified Rasp] Overall Length: 9" (22,9 cm)



**MODIFIED DESIGN
Underside Rasp**
*Rasp on curve underside and sides,
smooth on topside*


Wertz Anterior THA Femoral Elevator

Designed by Michael P. Wertz, MD

Helps deliver the femur out of the incision during anterior total hip arthroplasty

Inserted into the femoral canal for elevation, the knurled underside helps to reduce the chance of slippage.

PRODUCT NO:
6148
Overall Length: 12.625" (32,1 cm)
Blade Length: 3" (7,6 cm)



◀ Knurled to help reduce the chance of slippage

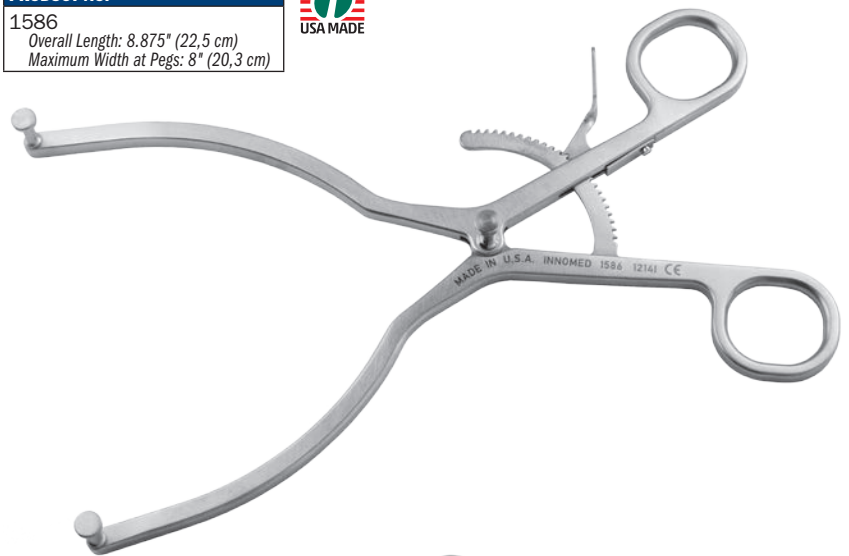


Self-Retaining Tension Retractor

The expandable design allows for a wide variety of blades to be used for exposure in total joint and trauma procedures

Handle only – blades not included. See page 33 for additional blade styles.

PRODUCT NO:
1586
Overall Length: 8.875" (22,5 cm)
Maximum Width at Pegs: 8" (20,3 cm)



Handle only – blades not included


Durham Offset Zelpi Retractor

Designed by Alfred Durham, MD

Staggered depth retractor designed for exposure during total hip and total shoulder surgery

- ▶ In hip surgery, with the handle towards the surgeon, the longer leg is on the inside.
- ▶ In shoulder surgery, with the handle downward, the longer leg is on the outside.
- ▶ The longer leg extends 1.1" (2,8 cm) deeper.

PRODUCT NO'S:	
1573-L [Left]	Overall Length: 8.5" (21,6 cm) Leg Depths: 3.1" & 4.2" (7,9 cm & 10,7 cm)
1573-R [Right]	Overall Length: 8.5" (21,6 cm) Leg Depths: 3.1" & 4.2" (7,9 cm & 10,7 cm)




Double Bent Extended Deep Tissue Retractor

Designed to help maximize exposure with 90° arms and deep tissue blades

PRODUCT NO:

1859
Overall Length: 8.75" (22,2 cm)
Handle-to-Bend Length: 6.5" (16,5 cm)
Drop Depth: 3" (7,6 cm)
Prongs: 1.5" Long x 1.375" Wide (3,8 cm x 3,5 cm)



7 Teeth
#1863

4 Teeth
#1862

PRODUCT NO'S:

1862 [4 Teeth]
Overall Length: 7.5" (19,1 cm)
Handle-to-Bend Length: 6" (15,2 cm)
Drop Depth: 3.25" (8,3 cm)
Prongs: 1.5" Long x .75" Wide (38 mm x 19 mm)

1863 [7 Teeth]
Overall Length: 7.5" (19,1 cm)
Handle-to-Bend Length: 6" (15,2 cm)
Drop Depth: 3.25" (8,3 cm)
Prongs: 1.5" Long x 1.375" Wide (38 mm x 35 mm)

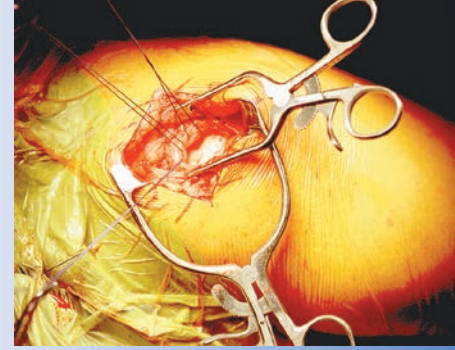
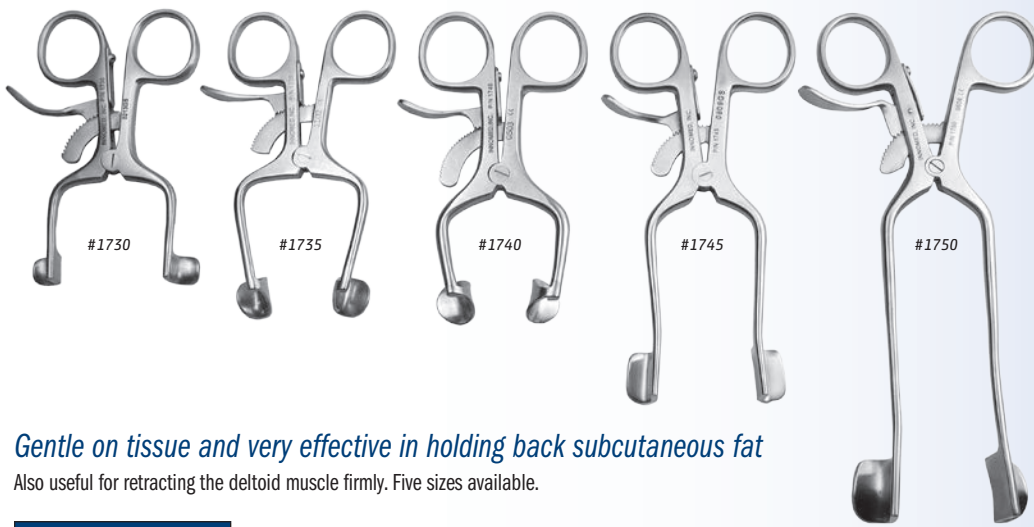


Trauma/Spine Deep Tissue Retractor

Designed to help maximize exposure with 90° arms and deep tissue blades

The retractor arms are available in configurations of 7 or 4 teeth.





Hendren Self-Retaining Retractors

Designed by D.H. Hendren, MD

Gentle on tissue and very effective in holding back subcutaneous fat

Also useful for retracting the deltoid muscle firmly. Five sizes available.

PRODUCT NO'S:

1730 Overall Length: 3.5" (8.9 cm) Blade Size: 10 mm x 12 mm	1735 Overall Length: 4.5" (11.4 cm) Blade Size: 14 mm x 13 mm	1740 Overall Length: 4.5" (11.4 cm) Blade Size: 16 mm x 13 mm	1745 Overall Length: 5.5" (14 cm) Blade Size: 18 mm x 13 mm	1750 Overall Length: 6.5" (16.5 cm) Blade Size: 22 mm x 14 mm
--	---	---	---	---

MADE EXCLUSIVELY FOR INVOKED IN GERMANY



Charnley-type Self-Retaining Hip Retractor

Designed by Perry Greene, MD

PRODUCT NO:

1589 Overall Length: 12.25" (31.1 cm) Length-to-Hinge: 9" (22.9 cm) Leg Depth: 2.75" (7 cm) Opens to: 7" (17.8 cm) space between Legs Prongs: 12 mm x 4 mm x 3 mm
--



Romanelli Deep Gelpi Retractor

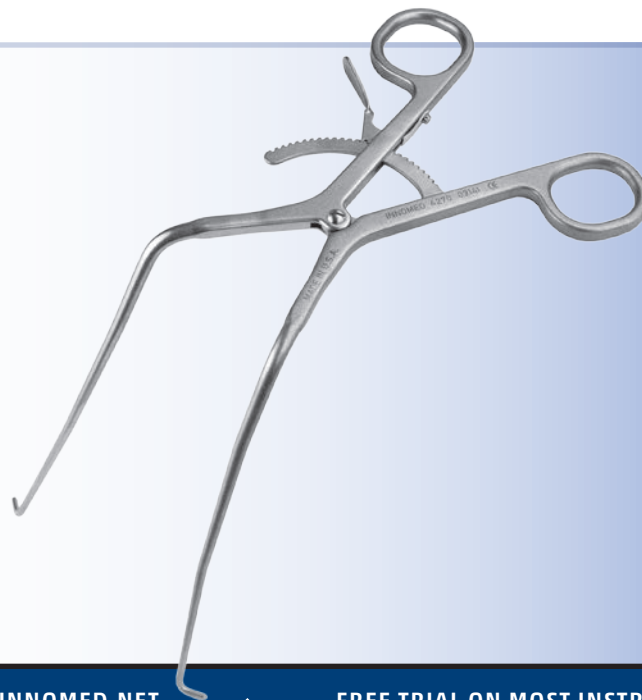
Designed by Ron Romanelli, MD

Offers the versatility and ability to be used in minimally invasive total hip replacements

Can be used to hold the hip capsule out of the way for easy visualization, and to allow reaming of the acetabulum without catching the capsule in the reamer. The ends of the retractor have dull tips to help avoid soft tissue damage. Wider separation occurs at the deep capsule level. Holds the muscle out of the way while retracting the capsule.

PRODUCT NO:

4270 Overall Length: 7.75" (19.7 cm) Depth from Bend: 4.5" (11.4 cm) Prong Length: 10 mm





New!

Gelpi Retractors


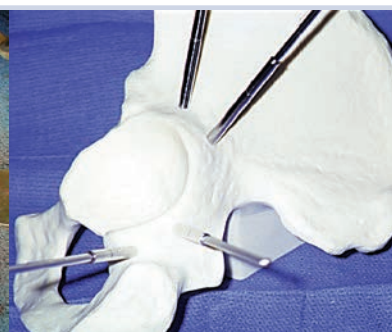
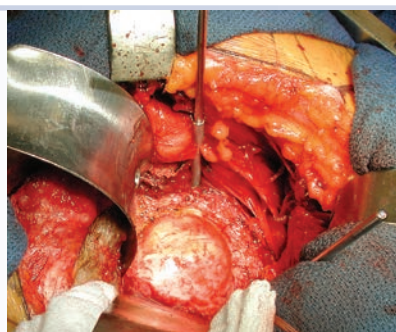
PRODUCT NO'S:	
4180 [Standard]	Overall Length: 7.5" (19,1 cm)
4181 [With Ergonomic Handle]	Overall Length: 7.5" (19,1 cm)
4182 [With Finger Hook]	Overall Length: 7.5" (19,1 cm)



Tube and Extender Pins

Designed to help achieve wide exposure of the acetabulum during total hip arthroplasty

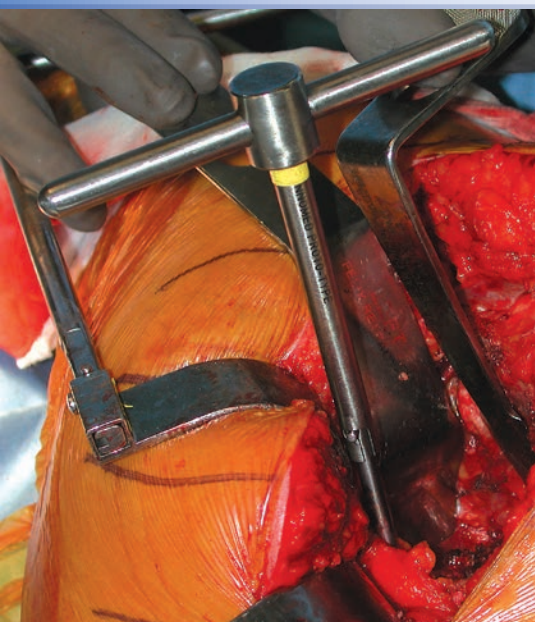

Tube pins with depth stops are inserted under direct visualization into the thick bone of the posterior column and iliac wing. Extender pins placed in the tube pins help keep the soft tissues from obstructing the view of the acetabulum. The low profile of the tube pins helps keep them out of the way of the surgeon. The extender pin can be removed or left in the tube pin depending on the size of the patient.



PRODUCT NO'S:	
Packages of 10	
1230 [Tube Pin]	Pin Diameter at End: 1/8" (3,2 mm) Overall Length: 70 mm Length to Stop: 20 mm
1250 [Extender Pin]	Pin Diameter: 1/8" (3,2 mm) Overall Length: 100 mm

Helpful tools for inserting/removing pins.


PRODUCT NO'S:	
1205 [Pin Inserter]	
3030 [Pin Inserter/Extractor]	



Amstutz Charnley-type Acetabular Exposure Pin Set

Designed by Harlan C. Amstutz, MD

Used to enhance exposure in the acetabulum



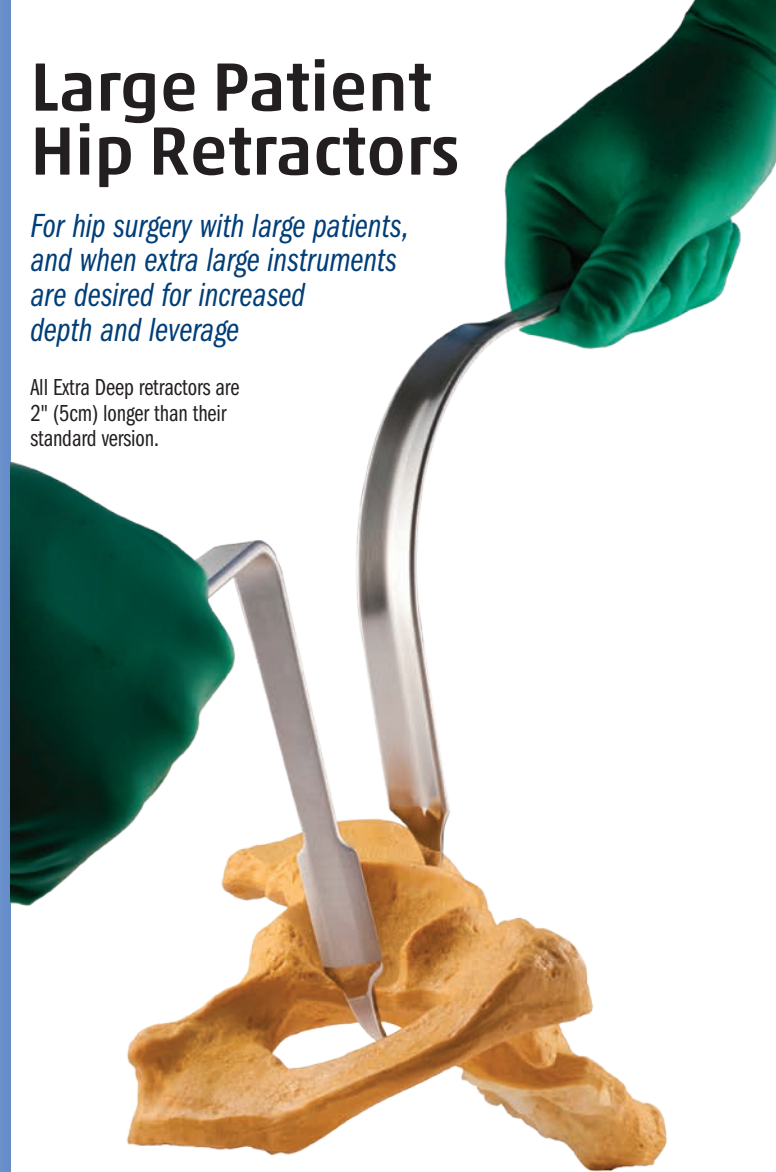
PRODUCT NO'S:	
1200-00 [Set: Ins/Ext & Two Pins]	
1200-0A [Set: Ins/Ext & Two Pins w/Stop]	
Also sold Individually:	
1200-01 [Inserter/Extractor]	
1200-02 [Pin]	Overall Length: 4.5" (11,4 cm) Pin Depth: 2" (5,1 cm) Pin Diam.: 3,8 mm
1200-03 [Pin with Stop]	Overall Length: 4.5" (11,4 cm) Pin Tip-to-Stop Depth: .75" (19 mm) Pin Diameter: 3,2 mm



Extra Deep Large Patient Hip Retractors

For hip surgery with large patients, and when extra large instruments are desired for increased depth and leverage

All Extra Deep retractors are 2" (5cm) longer than their standard version.



Extra Deep
Mueller-type
Femoral Neck Elevator
#3418



Extra Deep
Modified Hohmann
#4535-01



Extra Deep
Long Narrow Blunt Hohmann
#4540-01



Extra Deep
Modified Blunt Hohmann
#4550-01



Extra Deep
Hohmann
#4558-01



Extra Deep
Single Prong Soft Tissue
#6450-01



Extra Deep
Single Prong Acetabular
#6570-01



Extra Deep
Modified Wide Hohmann
#6595-01



Extra Deep
Bent Hohmann
#7115-03



Extra Deep
Large Cobra
#7630-03



Extra Deep Mueller-type Femoral Neck Elevator
design modification by Tom Eickmann, MD

PRODUCT NO'S:	
3418	[Extra Deep Mueller-type Femoral Neck Elevator] Overall Length: 15.25" (38,8 cm) Handle Length: 6.5" (16,5 cm) Blade Width at Widest: 25 mm
4535-01	[Extra Deep Modified Narrow Hohmann] Overall Length: 11.5" (29,2 cm) Blade Width: 16.4 mm
4540-01	[Extra Deep Long Narrow Blunt Hohmann] Overall Length: 13.25" (33,7 cm) Blade Width: 22 mm Blade Width at End: 16 mm
4550-01	[Extra Deep Modified Blunt Hohmann] Overall Length: 13.25" (33,7 cm) Blade Width at End: 11 mm
4558-01	[Extra Deep Hohmann] Overall Length: 11.5" (29,2 cm) Blade Width: 16.7 mm
6450-01	[Extra Deep Single Prong Soft Tissue] Overall Length: 13.75" (34,9 cm) Blade Width: 22.3 mm
6570-01	[Extra Deep Single Prong Acetabular] Overall Length: 13.75" (34,9 cm) Blade Width: 22.3 mm
6595-01	[Extra Deep Modified Wide Hohmann] Overall Length: 11.5" (29,2 cm) Blade Width: 42.5 mm
7115-03	[Extra Deep Bent Hohmann] Overall Length: 12.125" (30,8 cm) Handle Length: 9.75" (24,8 cm) Depth from Bend: 6.25" (15,9 cm) Blade Width: 19 mm
7630-03	[Extra Deep Large Cobra] Overall Length: 19" (48,3 cm) Handle Length: 14" (35,6 cm) Blade Width at Widest: 33 mm





Goldstein Flanged Femoral Elevator

Designed by Wayne M. Goldstein, MD

Designed to elevate the femoral neck and prevent soft tissues from covering the medial femoral neck

Allows enhanced visualization of the neck osteotomy even in a small incision. The flange also helps hold the elevator securely under the neck so it will not slip out during the vibration with broaching.

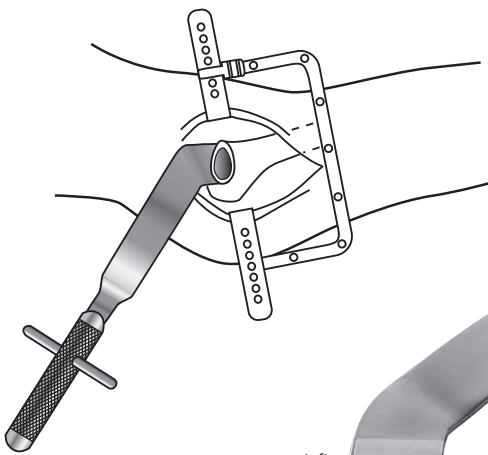


PRODUCT NO'S:	
7655-R [Right]	Overall Length: 20.25" (41,5 cm) Handle Length: 12" (30,5 cm) Blade Width: 38 mm Blade Flange: 10 mm x 17 mm
7655-L [Left]	Overall Length: 20.25" (41,5 cm) Handle Length: 12" (30,5 cm) Blade Width: 38 mm Blade Flange: 10 mm x 17 mm



Left
#7655-L

Right
#7655-R



Left
#7651-02

Right
#7651-01



Thornhill Offset Proximal Femoral Elevators

Designed by Thomas Thornhill, MD

PRODUCT NO'S:	
7651-01 [Right]	Overall Length: 16" (40,7 cm) Handle Length: 7" (17,8 cm) Blade Width: 38 mm
7651-02 [Left]	Overall Length: 16" (40,7 cm) Handle Length: 7" (17,8 cm) Blade Width: 38 mm



McPherson Retractor Extender

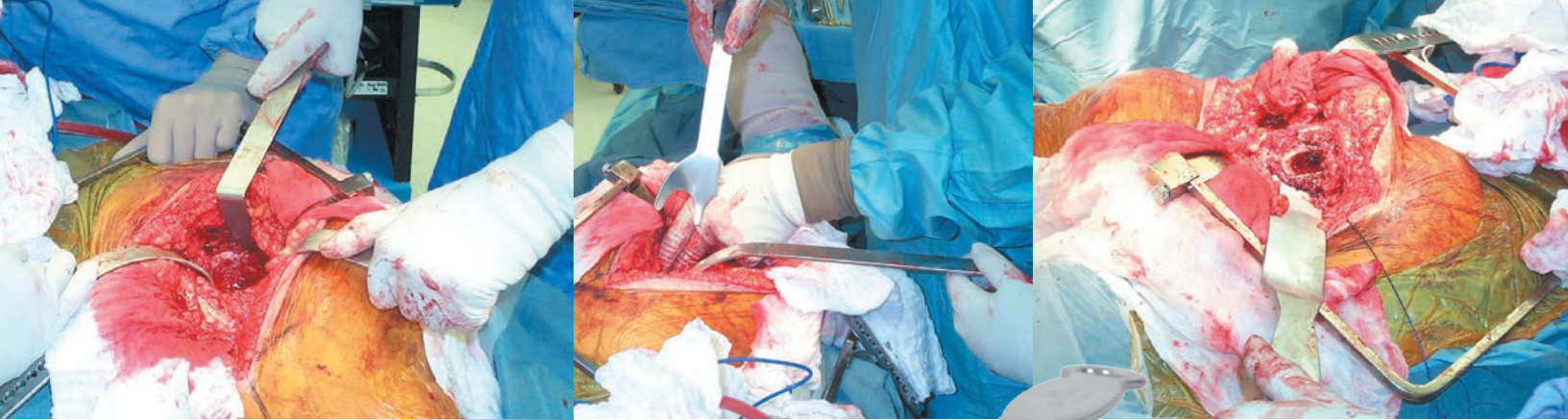
Designed by Ed McPherson, MD

Designed to extend a standard retractor to help provide additional leverage

Fits most retractors.

PRODUCT NO:	
6022	Overall Length: 15.625" (39,7 cm)





Extra Large Hip Retractors

Designed by Wayne M. Goldstein, MD

For hip surgery with large patients, and when extra large instruments are desired for increased leverage and depth

Infero-posterior Acetabular Capsule Retractors

PRODUCT NO'S:

7620-01 [Right]
Overall Length: 12" (30,5 cm)
Handle-to-Bend Length: 6" (15,2 cm)

7620-02 [Left]
Overall Length: 12" (30,5 cm)
Handle-to-Bend Length: 6" (15,2 cm)



Large Cobra Retractors

PRODUCT NO'S:

7630-01 [Standard]
Overall Length: 17.5" (44,5 cm)
Handle Length: 14" (35,6 cm)

7630-02 [Wide]
Overall Length: 17.5" (44,5 cm)
Handle Length: 14" (35,6 cm)



Extra Leverage Proximal Femoral Elevator

PRODUCT NO:

7640
Overall Length: 17.5" (44,5 cm)
Handle Length: 13" (33 cm)
Blade Width at Widest: 63 mm



Extra Leverage Femoral Neck Elevators

PRODUCT NO'S:

7650 [Standard]
Overall Length: 18.25" (46,4 cm)
Handle Length: 9.25" (23,5 cm)
Blade Width: 38 mm

7650-02 [Short Handle]
Overall Length: 15.25" (38,8 cm)
Handle Length: 6.25" (15,9 cm)
Blade Width: 38 mm



Right Infero-posterior #7620-01

Left Infero-posterior #7620-02

Wide Cobra #7630-02

Standard Cobra #7630-01

Proximal Femoral Elevator #7640

Standard Extra Leverage Femoral Neck #7650

Short Handle Extra Leverage Femoral Neck #7650-02

Hibbs Retractor – Extra Large

Designed for soft tissue retraction by either the toothed end or curved handle end

Extra large used in large patients when more leverage and depth is needed.

PRODUCT NO'S:

6230
 Overall Length: 14.25" (36,2 cm)
 Handle Length: 13" (33 cm)
 Blade Depth: 6.5" (16,5 cm)
 Blade Width: 38 mm



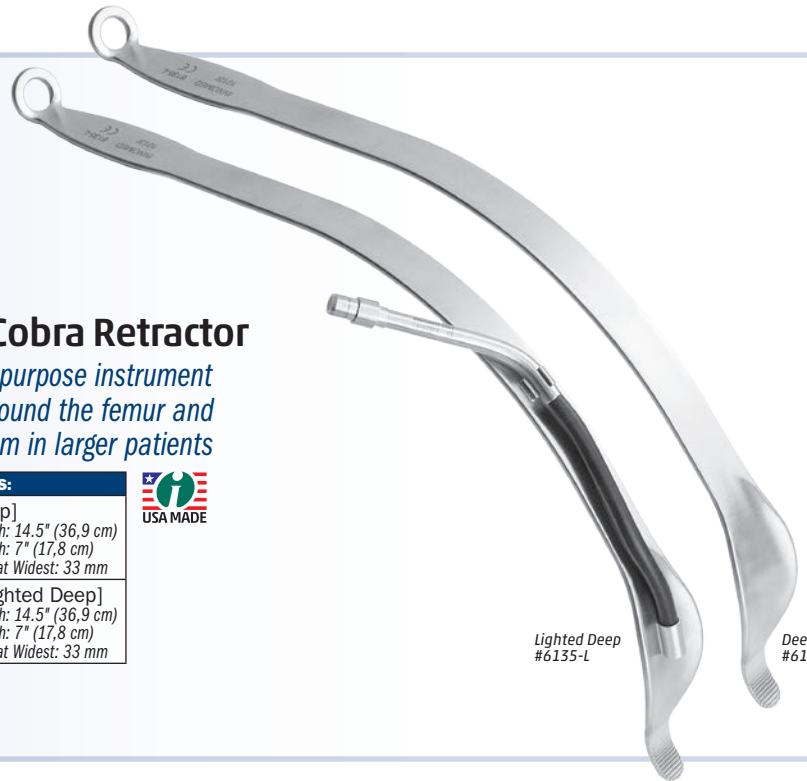
Deep Cobra Retractor

A general purpose instrument for use around the femur and acetabulum in larger patients

PRODUCT NO'S:

6135 [Deep]
 Overall Length: 14.5" (36,9 cm)
 Handle Length: 7" (17,8 cm)
 Blade Width at Widest: 33 mm

6135-L [Lighted Deep]
 Overall Length: 14.5" (36,9 cm)
 Handle Length: 7" (17,8 cm)
 Blade Width at Widest: 33 mm



Lighted Deep
#6135-L

Deep
#6135

Long Curved Hohmann Retractors–Narrow

PRODUCT NO'S:


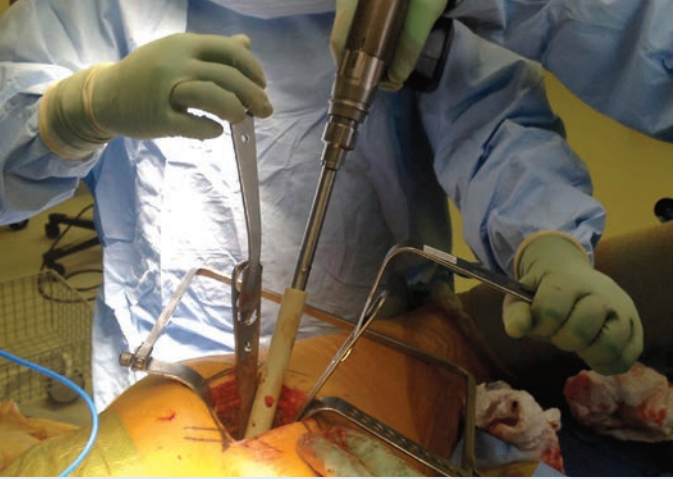
6204 [Short Blade]
 Overall Length: 16" (40,7 cm)
 Handle Length: 13" (33 cm)
 Blade Width: 22 mm

6205 [Long Blade]
 Overall Length: 15.25" (38,8 cm)
 Handle Length: 13" (33 cm)
 Blade Width: 22 mm



Short Blade
#6204

Long Blade
#6205

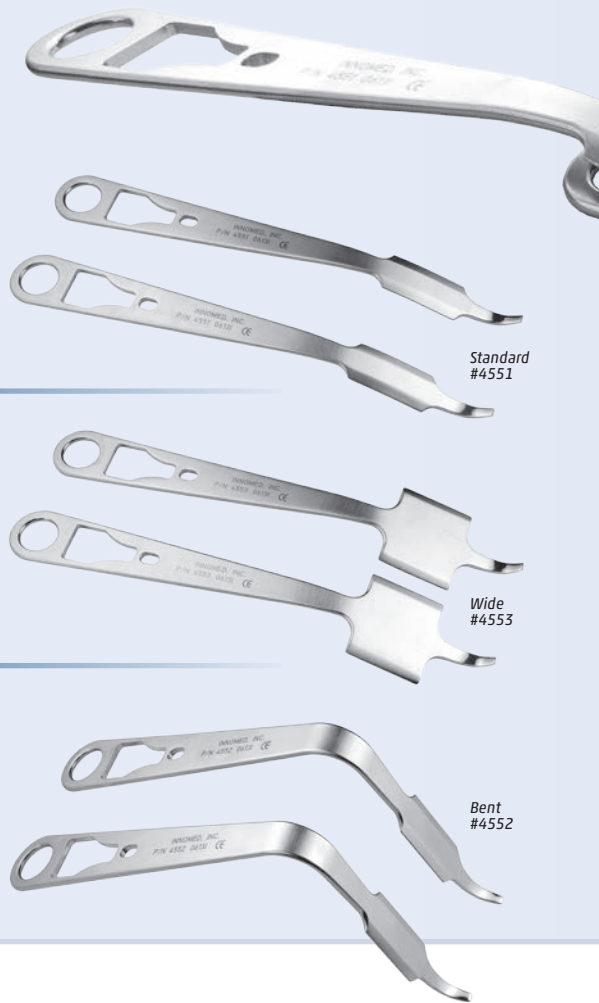


Goytia Stackable Hohmann Retractors

Designed by Robin N. Goytia, MD

Interlocking design helps to increase depth and leverage in hip exposure, particularly of the anterior acetabulum—especially useful with large patients

- ▶ Custom fitted holes for interlocking retractors helps provide stability
- ▶ When “stacked”, the increased lever arm of the retractor helps reduce fatigue
- ▶ Ideal for use with large patients where extra depth, leverage and force is needed



Standard
#4551

Wide
#4553

Bent
#4552

PRODUCT NO'S:

Sold in pairs:
each item number is for 2 retractors

4551 [Standard]
Overall Length: 9.25" (23,5 cm)
Blade Width: 19.5 mm

4552 [Bent]
Overall Length: 8.25" (21 cm)
Blade Width: 19.5 mm

4553 [Wide]
Overall Length: 9.25" (23,5 cm)
Blade Width: 43 mm



Standard
#4540

Extra Deep
#4540-01

Long Narrow Hohmann Retractor-Blunt

PRODUCT NO'S:

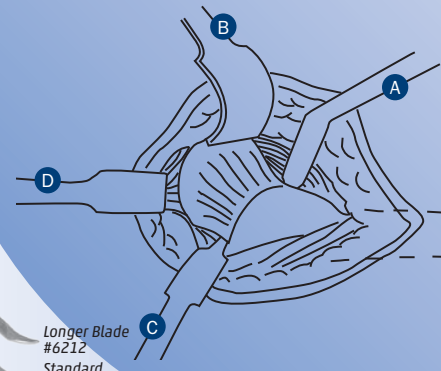
4540 [Extra Deep]
Blade Width: 22 mm
Blade Width at End: 16 mm
Overall Length: 11.375" (28,9 cm)

4540-01 [Extra Deep]
Blade Width: 22 mm
Blade Width at End: 16 mm
Overall Length: 13.25" (33,7 cm)



Retractors for Hip Surgery

For general use in total, minimally invasive, and revision hip surgery



A Single Prong Double Bent Hohmann Acetabular Retractor

PRODUCT NO'S:

6210 [Standard Blade] Overall Length: 10.5" (26.7 cm) Blade + Tip Length: 2.5" (64 mm) Blade Width: 15 mm	6212 [Longer Blade] Overall Length: 11.25" (28.6 cm) Blade + Tip Length: 3.5" (89 mm) Blade Width: 15 mm
--	---



A Single Prong Double Bent Hohmann Acetabular Retractor

A Single & Double Prong Double Bent Hohmann Acetabular Retractor – Long

Non-Slip Tip design modification by Alfred A. Durham, MD

PRODUCT NO'S:

6210-02 [Single Prong Standard Blade] Overall Length: 12.5" (31.8 cm) Blade + Tip Length: 3" (76 mm) Blade Width: 15 mm	6210-02L [Lighted Single Prong Standard Blade] Overall Length: 12.5" (31.8 cm) Blade + Tip Length: 3" (76 mm) Blade Width: 15 mm
6211 [Single Prong Standard Blade with Extra Grip Tip] Overall Length: 12.5" (31.8 cm) Blade + Tip Length: 3" (76 mm) Blade Width: 15 mm	
6213 [Single Prong Longer Blade] Overall Length: 15" (38.1 cm) Blade + Tip Length: 5" (127 mm) Blade Width: 15 mm	
6220 [Double Prong Standard Blade] Overall Length: 12.5" (31.8 cm) Blade + Tip Length: 3" (76 mm) Blade Width: 15 mm	




A Single & Double Prong Double Bent Hohmann Acetabular Retractor – Long

Lighted retractors come standard with one Flexible Fiber Optic Lighting Tube, which can be steam sterilized, and attaches to a fiber optic light cable with ACMI (female) connector.

A Single Prong Double Bent Hohmann Acetabular Retractor – Extra Long

PRODUCT NO'S:

6210-04 [Standard Blade] Overall Length: 16.25" (41.3 cm) Blade + Tip Length: 3" (76 mm) Blade Width: 15 mm	6214 [Longer Blade] Overall Length: 18" (45.7 cm) Blade + Tip Length: 5" (127 mm) Blade Width: 15 mm
--	---




A Single Prong Double Bent Hohmann Acetabular Retractor – Extra Long

B Single Prong Broad Acetabular Retractor

PRODUCT NO:

6320 Overall Length: 12" (30.5 cm) Blade Width: 40 mm



B Single Prong Broad Acetabular Retractor

C Double Prong Broad Acetabular Retractor

PRODUCT NO:

6160 Overall Length: 12.5" (31.8 cm) Blade Width: 40 mm



C Double Prong Broad Acetabular Retractor

C Single Prong Soft Tissue Retractor

PRODUCT NO:

6450 [Standard] Overall Length: 12.125" (30.8 cm) Blade Width: 22.3 mm	6450-02 [Straight Tip] Overall Length: 12.125" (30.8 cm) Blade Width: 22.3 mm
6450-01 [Extra Deep] Overall Length: 13.75" (34.9 cm) Blade Width: 22.3 mm	




C Single Prong Soft Tissue Retractor

D Single Prong Acetabular Retractor

PRODUCT NO:

6570 [Standard] Overall Length: 12.125" (30.8 cm) Blade Width: 22.3 mm	6570-01 [Extra Deep] Overall Length: 13.75" (34.9 cm) Blade Width: 22.3 mm
--	--




D Single Prong Acetabular Retractor

Bent Hohmann Retractors

Helps retract tissues at the margins of the joint

Can be passed over the margins of the joint and held in place with weights or by hand.

The OrthoLucent™ version is made of a strong, lightweight carbon fiber PEEK composite material, which is completely radiolucent, helps to prevent from marring component surfaces, and can be steam sterilized.



New!

Narrow with Extra Grip Tip #7111

Narrow with Extra Long Handle #7110-01

Short-tipped Narrow #7115

Short-tipped Narrow with Extra Long Handle #7115-01

Extra Deep Short-tipped Narrow #7115-03

Wide #6590

Wide with Extra Long Handle #6590-01

Bent Hohmann Retractors—Narrow

PRODUCT NO'S:	
7110 [Narrow]	Overall Length: 9.75" (23,8 cm) Handle Length: 7" (17,8 cm) Blade Width: 19 mm Depth from Bend: 4.25" (10,8 cm)
7110-R* [OrthoLucent™ Narrow]	Overall Length: 9.75" (23,8 cm) Handle Length: 7" (17,8 cm) Blade Width: 19 mm Depth from Bend: 4.25" (10,8 cm)
7110-01 [Narrow with Extra Long Handle]	Overall Length: 11.5" (29,2 cm) Handle Length: 10" (25,4 cm) Blade Width: 19 mm Depth from Bend: 4.25" (10,8 cm)
7111 [Narrow with Extra Grip Tip]	Overall Length: 9.75" (23,8 cm) Handle Length: 7" (17,8 cm) Blade Width: 19 mm Depth from Bend: 4.25" (10,8 cm)
7115 [Short-tipped Narrow]	Overall Length: 9.25" (23,5 cm) Handle Length: 7" (17,8 cm) Blade Width: 19 mm Depth from Bend: 4.25" (10,8 cm)
7115-01 [Short-tipped Narrow with Extra Long Handle]	Overall Length: 11" (27,9 cm) Handle Length: 10" (25,4 cm) Blade Width: 19 mm Depth from Bend: 4.25" (10,8 cm)
7115-03 [Extra Deep Short-tipped Narrow]	Overall Length: 12.125" (31,1 cm) Handle Length: 9.75" (24,8 cm) Depth from Bend: 6.25" (15,9 cm) Blade Width: 19 mm

Modular Weights

Weights can be used to help hold the retractors in place.



PRODUCT NO'S:	
3430-01	1.5 lbs. (.68 kg)
3430-02	2.0 lbs. (.91 kg)
3430-03	2.5 lbs. (1.13 kg) with attaching hook



Bent Hohmann Retractors—Wide

PRODUCT NO'S:	
6590	Overall Length: 9.375" (23,8 cm) Handle Length: 7" (17,8 cm) Blade Width: 41 mm Depth from Bend: 4.75" (12,1 cm)
6590-01 [Extra Long Handle]	Overall Length: 11" (27,9 cm) Handle Length: 9" (22,9 cm) Blade Width: 41 mm Depth from Bend: 5.5" (14 cm)



Non-Slip Tip design modification by Alfred A. Durham, MD
Short-tipped design modification by Carl DiRaimondo, MD

Hohmann Retractor

Designed like the original Hohmann-style retractor

The OrthoLucent™ version is made of a strong, lightweight carbon fiber PEEK composite material, which is completely radiolucent, helps to prevent from marring component surfaces, and can be steam sterilized.



PRODUCT NO'S:	
4558 [Standard]	Blade Width: 16 mm Overall Length: 11.375" (28,9 cm)
4558-R* [OrthoLucent™]	Blade Width: 16 mm Overall Length: 9.625" (24,4 cm)
4558-01 [Extra Deep]	Blade Width: 16,7 mm Overall Length: 11.5" (29,2 cm)

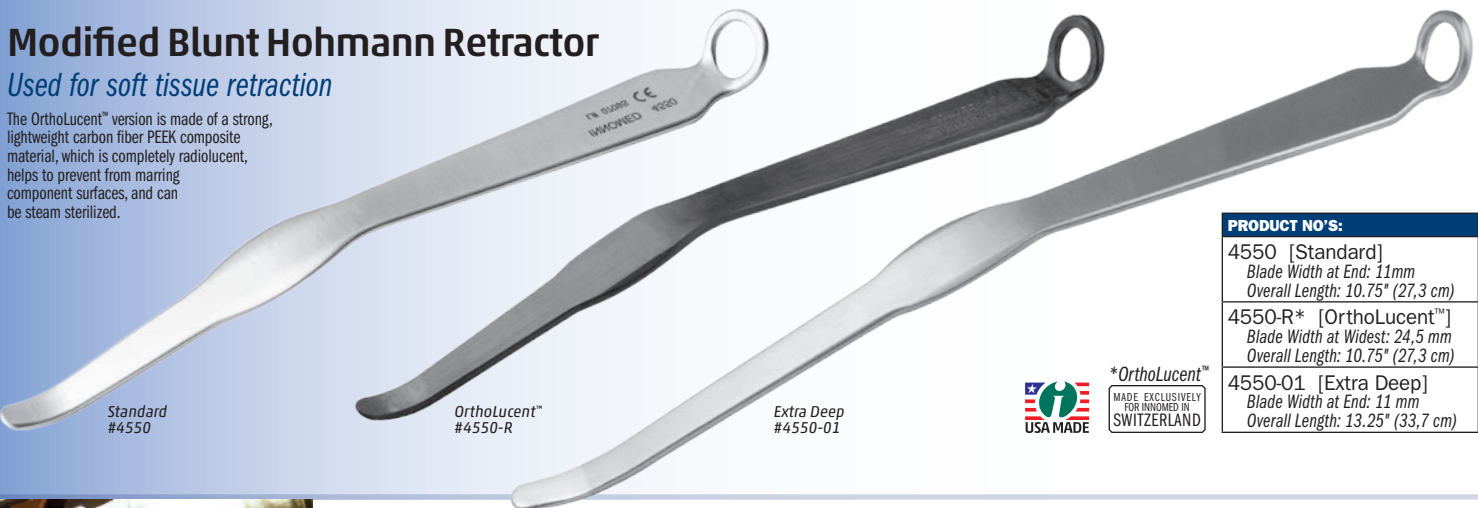


*OrthoLucent™
MADE EXCLUSIVELY FOR INNOVIMED IN SWITZERLAND

Modified Blunt Hohmann Retractor

Used for soft tissue retraction

The OrthoLucent™ version is made of a strong, lightweight carbon fiber PEEK composite material, which is completely radiolucent, helps to prevent from marring component surfaces, and can be steam sterilized.



PRODUCT NO'S:	
4550 [Standard]	Blade Width at End: 11mm Overall Length: 10.75" (27,3 cm)
4550-R* [OrthoLucent™]	Blade Width at Widest: 24,5 mm Overall Length: 10.75" (27,3 cm)
4550-01 [Extra Deep]	Blade Width at End: 11 mm Overall Length: 13.25" (33,7 cm)




*OrthoLucent™
MADE EXCLUSIVELY FOR INNOVIMED IN SWITZERLAND



Modified Hohmann Retractors

Handle is contoured to allow better leverage and visualization

Useful for retracting tissues around the bone. Can be held in place with weights or by hand.



PRODUCT NO'S:	
4535 [Narrow]	Overall Length: 10" (25,4 cm) Blade Width: 14 mm
4535-R* [OrthoLucent™ Narrow]	Overall Length: 10" (25,4 cm) Blade Width: 18 mm
4535-01 [Extra Deep Narrow]	Overall Length: 11.625" (29,5 cm) Blade Width: 16.4 mm
4545 [Short-tipped Narrow]	Designed by Carl DiRaimondo, MD Overall Length: 9.5" (24,1 cm) Blade Width: 14 mm
6595 [Wide]	Overall Length: 10" (25,4 cm) Blade Width: 42.5 mm
6595-01 [Extra Deep Wide]	Overall Length: 11.5" (29,2 cm) Blade Width: 42.5 mm



*OrthoLucent™
MADE EXCLUSIVELY FOR INNOVIMED IN SWITZERLAND

The OrthoLucent™ version is made of a strong, lightweight carbon fiber PEEK composite material, which is completely radiolucent, helps to prevent from marring component surfaces, and can be steam sterilized.



New!

Wetzel Modified Hohmann Retractor

Designed by Robert Wetzel, MD

The long point is designed to be placed around, on, or through a bony structure and then levered back to retract tissue

The handle is contoured to allow better leverage and visualization. Can be held in place with weights or by hand.

PRODUCT NO:
4539
Overall Length: 10" (25,4 cm)
Blade Width: .85" (21,5 mm)




Lombardi Femoral/Gluteus Medius Minimus Retractor


Designed by Adolph V. Lombardi Jr., MD

Designed for acetabular exposure, and to retract the gluteus medius minimus during femoral reaming

For acetabular exposure, the retractor can be placed easily at the level of the ischium and driven into the ischium to retract the femur posteriorly when using an anterolateral approach to the hip. Also using an anterolateral approach or a modified Harding hip approach, the retractor can be placed in the tip of the greater trochanter and can effectively retract the abductor mechanism, namely the gluteus medius minimus so that reaming of the femur can be performed.



PRODUCT NO:
4235
Overall Length: 11.75" (29,8 cm)
Blade Width: 20 mm



PRODUCT NO'S:
6207-L [Left]
Overall Length: 13" (33 cm)
Handle Offset: 8" (20,3 cm)
Blade Width: 15 mm
6207-R [Right]
Overall Length: 13" (33 cm)
Handle Offset: 8" (20,3 cm)
Blade Width: 15 mm

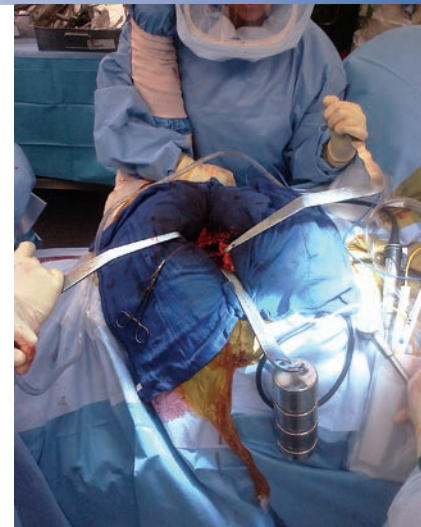


Offset Handle Hip Retractor

Designed by Gina Bart, PAC

The 90° offset handle helps move the assistant's hand out of the way, allowing better access to the surgical site

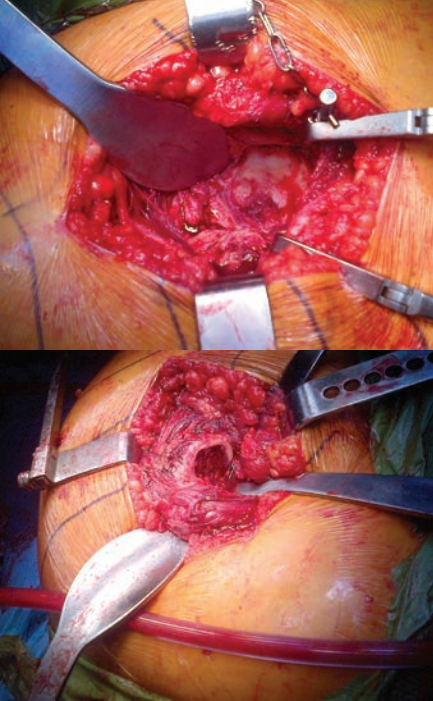
During posterior THR, the instrument allows for one assistant to hold the leg while retracting the abductors, thereby maximizing both a clearer view and better physical access to the surgical site.



Curved Hohmann Retractor-Wide

PRODUCT NO:
6215
Overall Length: 13" (33 cm)
Handle Length: 12" (30,5 cm)
Blade Width: 43 mm





Harwin Modified Cobra Retractor

Designed by Steven F. Harwin, MD, FACS

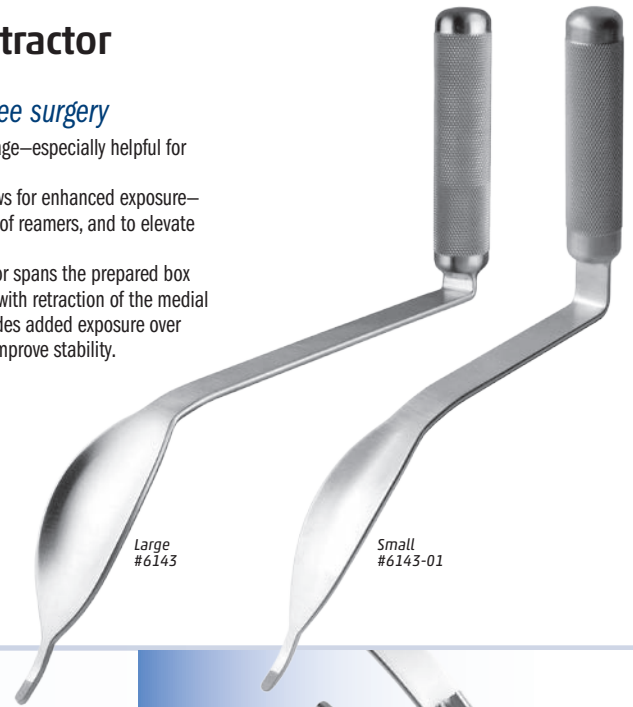
Designed for use during total hip and knee surgery

The long handle and obtuse angle provide ergonomic leverage—especially helpful for use with obese patients.

In total hip surgery, the wide, concave blade design allows for enhanced exposure—especially useful in anterior hip surgery with the placement of reamers, and to elevate and expose the proximal femur.

In total knee surgery, the wide blade of the large retractor spans the prepared box and helps bring the tibia forward. The small retractor helps with retraction of the medial and lateral structures, where the wide, concave blade provides added exposure over standard bent Hohmann retractors. The serrated tip helps improve stability.

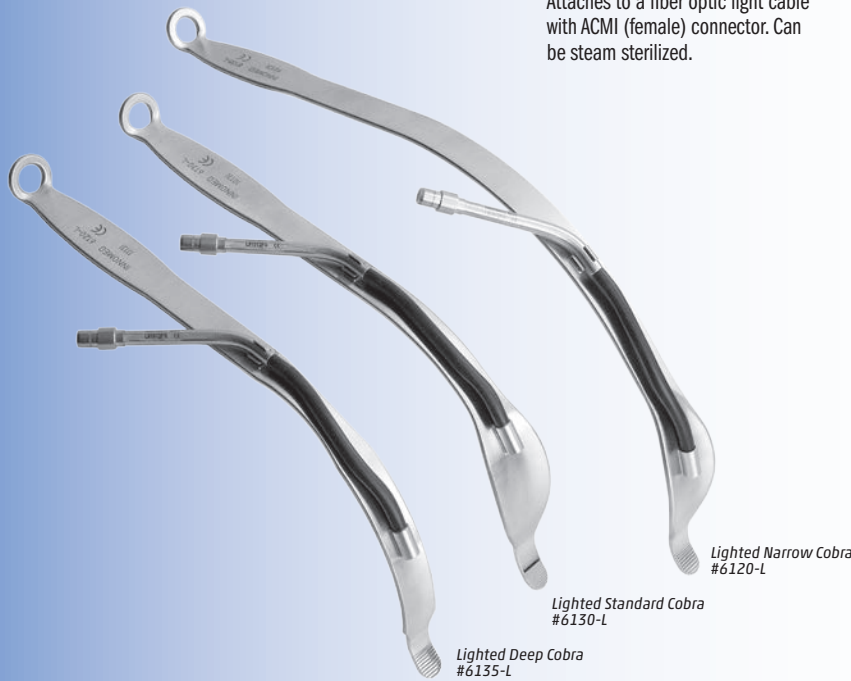
PRODUCT NO'S:	
6143 [Large]	
Overall Length: 14.75" (37,5 cm)	
Blade Width: 43.2 mm	
Tongue: 25 mm x 5 mm	
6143-01 [Small]	
Overall Length: 12.5" (31,8 cm)	
Blade Width: 30 mm	
Tongue: 25 mm x 5 mm	



Lighted Hip Retractors

Lighting attachment for enhanced visual exposure

Attaches to a fiber optic light cable with ACMI (female) connector. Can be steam sterilized.



Detachable
Clip-In Design
On All Lighted
Retractors!

Lighted Cobra Retractors

PRODUCT NO'S:	
6120-L [Lighted Narrow Cobra]	
Overall Length: 11.75" (29,8 cm)	
Handle Length: 6.5" (16,5 cm)	
Blade Width: 19 mm	
6130-L [Lighted Standard Cobra]	
Overall Length: 12" (30,5 cm)	
Handle Length: 7" (17,8 cm)	
Blade Width at Widest: 33 mm	
6135-L [Lighted Deep Cobra]	
Overall Length: 14.5" (36,9 cm)	
Handle Length: 7" (17,8 cm)	
Blade Width at Widest: 33 mm	




Lighted Inferior Acetabular Retractor - Narrow

PRODUCT NO:	
6255-L [Lighted Narrow]	
Overall Length: 12" (30,5 cm)	
Handle Length: 8" (20,3 cm)	
Blade Height Above Prongs: 3.25" (83 mm)	
Blade Width: 32 mm	
Prong Width: 5.1 mm 9.7 mm 5.1 mm	



Lighted Single Prong Double Bent Hohmann Acetabular Retractor - Long

PRODUCT NO:	
6210-02L [Lighted]	
Overall Length: 12.5" (31,8 cm)	
Blade and Tip Length: 3" (76 mm)	
Blade Width: 15 mm	



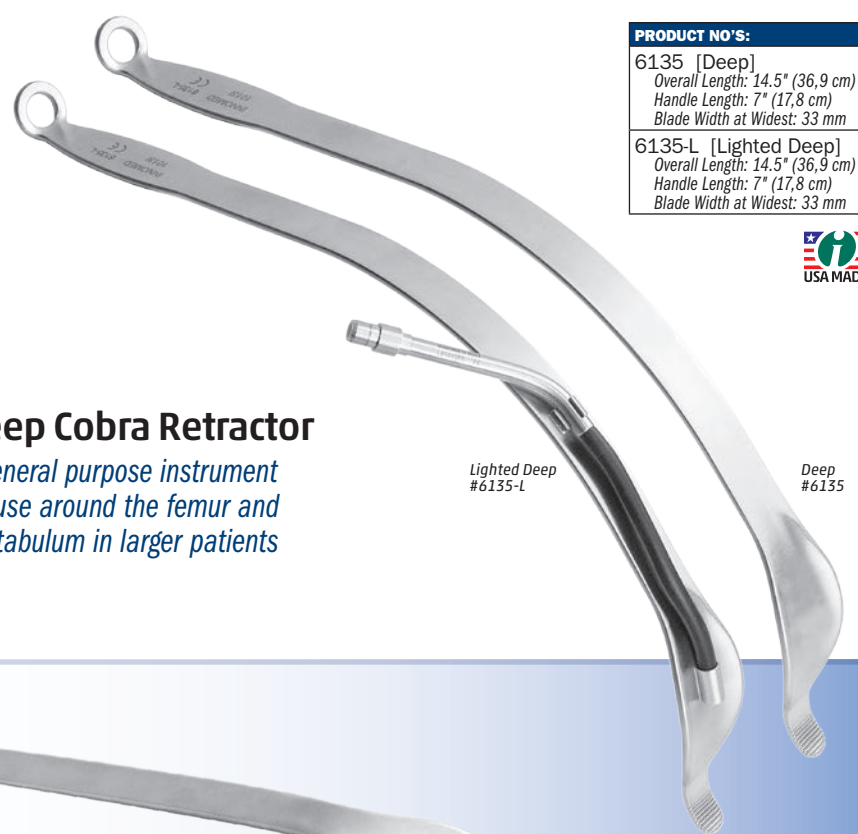


PRODUCT NO'S:	
6135 [Deep]	Overall Length: 14.5" (36,9 cm) Handle Length: 7" (17,8 cm) Blade Width at Widest: 33 mm
6135-L [Lighted Deep]	Overall Length: 14.5" (36,9 cm) Handle Length: 7" (17,8 cm) Blade Width at Widest: 33 mm



Deep Cobra Retractor

A general purpose instrument for use around the femur and acetabulum in larger patients



Lighted Deep
#6135-L

Deep
#6135



Wide
#7630-02

Standard
#7630-01

Extra Deep
#7630-03



Large Cobra Retractors

A general purpose instrument for use around the femur and acetabulum in larger patients

PRODUCT NO'S:	
7630-01 [Standard]	Overall Length: 17.5" (44,5 cm) Handle Length: 14" (35,6 cm) Blade Width at Widest: 33 mm
7630-02 [Wide]	Overall Length: 17.5" (44,5 cm) Handle Length: 14" (35,6 cm) Blade Width at Widest: 56 mm
7630-03 [Extra Deep]	Overall Length: 19" (48,3 cm) Handle Length: 14" (35,6 cm) Blade Width at Widest: 33 mm



Cobra Retractor with Hand Rest

PRODUCT NO:
7130
Overall Length: 10.25" (26 cm)
Blade Width at Widest: 32 mm



Unger Blunt Narrow Cobra

PRODUCT NO:
3003
Blade Width: 34 mm
Blade Width at Tip: 12 mm
Blade Depth: 5.25" (13,3 cm)
Overall Length: 14.5" (36,9 cm)



Standard with Sharp Tip #6129



Standard #6130



OrthoLucent™ Standard #6130-R



Lighted Standard #6130-L



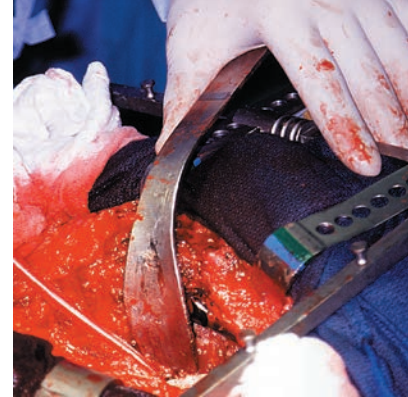
Medium #6132



Wide #6140



A general purpose instrument for use around the femur and acetabulum

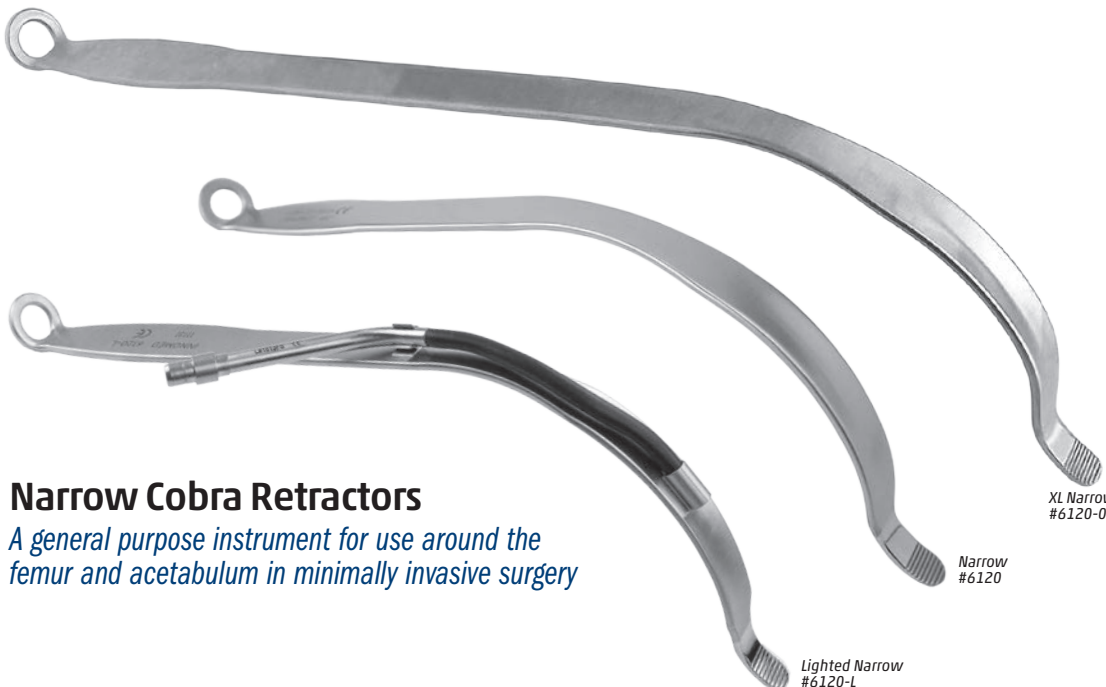


Cobra Retractors

PRODUCT NO'S:	
6129 [Standard w/Sharp Tip]	Overall Length: 12" (30,5 cm) Handle Length: 7" (17,8 cm) Blade at Widest: 33 mm
6130 [Standard]	Overall Length: 12" (30,5 cm) Handle Length: 7" (17,8 cm) Blade at Widest: 33 mm
6130-L [Lighted Standard]	Overall Length: 12" (30,5 cm) Handle Length: 7" (17,8 cm) Blade Width at Widest: 33 mm
6130-R* [OrthoLucent™ Standard]	Overall Length: 12" (30,5 cm) Handle Length: 7" (17,8 cm) Blade Width at Widest: 33 mm
6132 [Medium]	Overall Length: 12" (30,5 cm) Handle Length: 7" (17,8 cm) Blade at Widest: 46 mm
6140 [Wide]	Overall Length: 11.75" (29,8 cm) Handle Length: 7" (17,8 cm) Blade at Widest: 56 mm

The lighted version comes standard with one Flexible Fiber Optic Lighting Tube, which can be steam sterilized, and attaches to a fiber optic light cable with ACMI (female) connector.

The OrthoLucent™ version is made of a strong, lightweight carbon fiber PEEK composite material, which is completely radiolucent, helps to prevent from marring component surfaces, and can be steam sterilized.



Narrow Cobra Retractors

A general purpose instrument for use around the femur and acetabulum in minimally invasive surgery

XL Narrow #6120-04

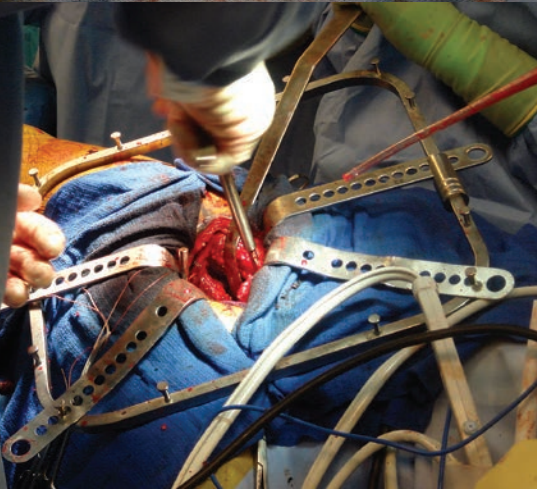
Narrow #6120

Lighted Narrow #6120-L

PRODUCT NO'S:	
6120-04 [XL Narrow]	Overall Length: 15.5" (39,4 cm) Handle Length: 11" (27,9 cm) Blade Width: 19 mm
6120 [Narrow]	Overall Length: 11.75" (29,8 cm) Handle Length: 6.5" (16,5 cm) Blade Width: 19 mm
6120-L [Lighted Narrow Cobra]	Overall Length: 11.75" (29,8 cm) Handle Length: 6.5" (16,5 cm) Blade Width: 19 mm



Self-Retaining Hip Surgery Retractor System




Designed by S. David Stulberg, MD

Square Frame

PRODUCT NO:


7450-01D
12.75" x 11.25" (32,4 cm x 28,6 cm)



Standard Frame

PRODUCT NO'S:

7450-01A [Standard]
12.75" x 9.5" (32,4 cm x 24,1 cm)
7450-01B [Medium]
9.75" x 9.5" (32,4 cm x 24,1 cm)

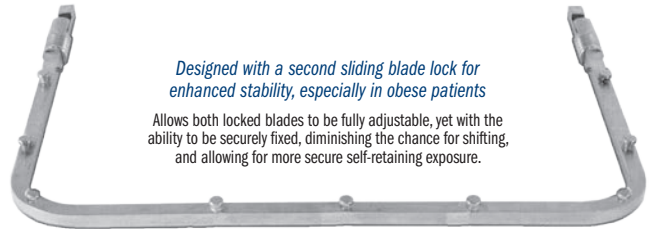


Double Locking Standard Frame

Designed by Matthew P. Lorei, MD

PRODUCT NO'S:

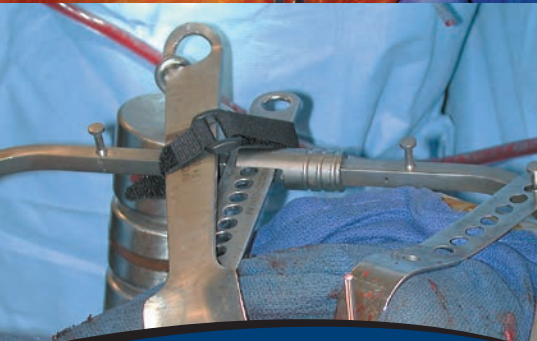
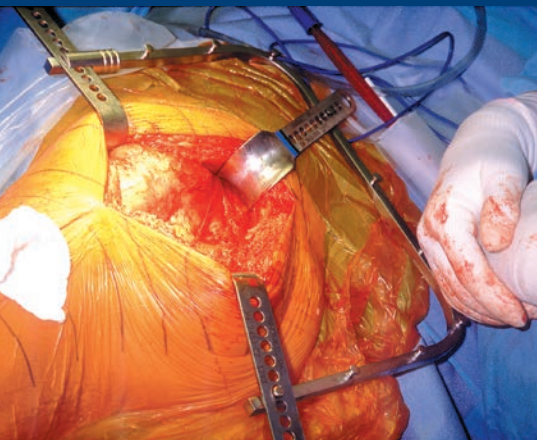
7430 [Standard]
12.75" x 9.5" (32,4 cm x 24,1 cm)



Designed with a second sliding blade lock for enhanced stability, especially in obese patients

Allows both locked blades to be fully adjustable, yet with the ability to be securely fixed, diminishing the chance for shifting, and allowing for more secure self-retaining exposure.

Helps to free assisting personnel while providing excellent exposure during hip arthroplasty and hip fracture surgery



Charnley-Type Frame

PRODUCT NO'S:

7445 [Standard] 12" x 9.5" (30,5 cm x 24,1 cm)
7445-01B [Narrow] 10" x 9.5" (25,4 cm x 24,1 cm)

Charnley-type frames come standard with 1 each:

7445-02 Rounded 2" (51 mm) Charnley Blade
7450-02 2" (51 mm) Standard Blade
7455-02 2" (51 mm) Charnley Blade

Frames also sold individually:

7445-01 [Standard]
7445-01B-01 [Narrow]

Can be used with any blade style



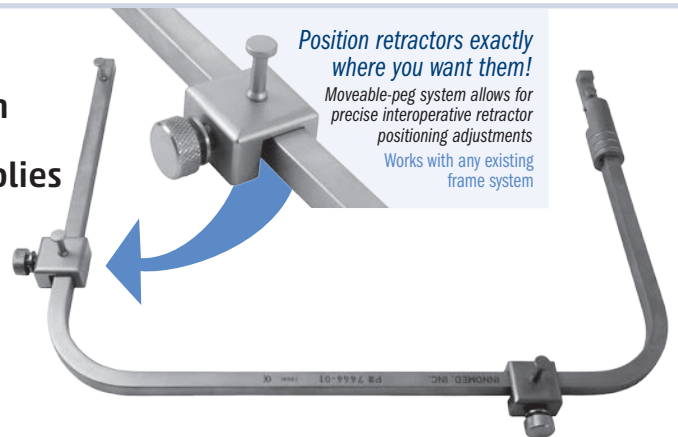
Modified Frame with Single Stud and Two Mobile Body Assemblies

PRODUCT NO'S:

7446-01
Frame Dimensions:
12" x 9.5" (30,5 cm x 24,1 cm)

Optional Extra Parts:

7447 [One Body Assembly]



Position retractors exactly where you want them!

Moveable-peg system allows for precise interoperative retractor positioning adjustments

Works with any existing frame system



Standard Blades

PRODUCT NO'S:	
Handle Length: 6" (15,2 cm)	
7450-02	2" (5,1 cm) blade depth
7450-03	3" (7,6 cm) blade depth
7450-04	4" (10,2 cm) blade depth
7450-05	5" (12,7 cm) blade depth
7450-06	6" (15,2 cm) blade depth



OrthoLucent™ Standard Blades

PRODUCT NO'S:	
Handle Length: 6" (15,2 cm)	
7450-02R	2" (5,1 cm) blade depth
7450-03R	3" (7,6 cm) blade depth
7450-04R	4" (10,2 cm) blade depth



Long Standard Blades

PRODUCT NO'S:	
Handle Length: 8" (20,3 cm)	
7451-02	2" (5,1 cm) blade depth
7451-03	3" (7,6 cm) blade depth
7451-04	4" (10,2 cm) blade depth
7451-05	5" (12,7 cm) blade depth
7451-06	6" (15,2 cm) blade depth



Wide Standard Blades

PRODUCT NO'S:	
Blade Width: 2" (5,1 cm)	
7450-W-02	2" (5,1 cm) blade depth
7450-W-03	3" (7,6 cm) blade depth
7450-W-04	4" (10,2 cm) blade depth
7450-W-05	5" (12,7 cm) blade depth
7450-W-06	6" (15,2 cm) blade depth



Extra Large Standard Blades

Designed by Andrew D. Bunta, MD
 Help retract soft tissue in larger patients

PRODUCT NO'S:	
7470-02	2" (5,1 cm) blade depth
7470-03	3" (7,6 cm) blade depth
7470-04	4" (10,2 cm) blade depth

Velcro™ Straps for Hip and Acetabular Retractors

Help hold retractors in place in conjunction with a retractor frame



PRODUCT NO:	
8140	[Pkg of 10] Strap Length: 8.75" (22,2 cm)



3-Prong Rake Blade

PRODUCT NO:	
7450-10A	1" (2,5 cm) blade depth



5-Prong Rake Blade

PRODUCT NO:	
7450-10B	1" (2,5 cm) blade depth



Hohmann Style Blades

PRODUCT NO'S:	
7450-08A	[Standard] 4" (10,2 cm) blade depth
7450-08B	[Deep] 6" (15,2 cm) blade depth




Bennett Style Blade

PRODUCT NO'S:	
7450-07A	[Standard] 4" (10,2 cm) blade depth



Soft Tissue Blades

PRODUCT NO'S:	
7450-09A	[Standard] 2" (5,1 cm) blade depth
7450-09B	[Deep] 2.5" (6,4 cm) blade depth



Blades with T-Handle

T-bar handles help prevent the hand from slipping

PRODUCT NO'S:	
7450-02T	2" (5,1 cm) blade depth
7450-03T	3" (7,6 cm) blade depth
7450-04T	4" (10,2 cm) blade depth
7450-05T	5" (12,7 cm) blade depth
7450-06T	6" (15,2 cm) blade depth



Extra Wide Blades

Designed by Andrew D. Bunta, MD

PRODUCT NO'S:	
Blade Width: 2.75" (7 cm)	
7460-01	2.5" (5,1 cm) blade depth
7460-02	3.25" (8,3 cm) blade depth



Toy Anterior Modified Hibbs Blades

Designed by Patrick Toy, MD

Designed to separate/protect the medial (rectus femoris) and lateral (tensor fascia lata) soft tissues without an assistant holding an additional instrument when used in conjunction with a self-retaining frame system. The modifications of the blade help maintain its position while helping to minimize risk to neurovascular structures.

PRODUCT NO'S:	
7453	[Standard] 3.875" (9,8 cm) blade depth
7454	[Shallow] 2.75" (7 cm) blade depth

Retractor Blades for Charnley-type Frame



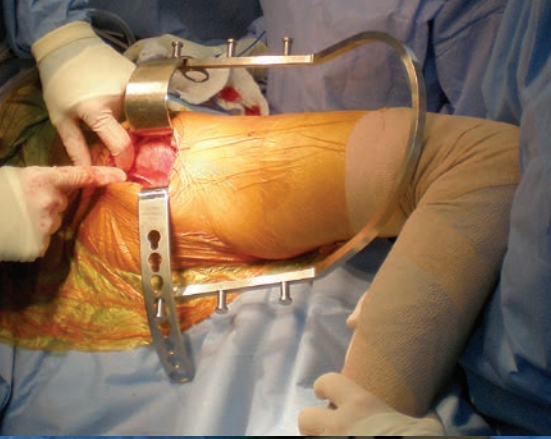
PRODUCT NO'S:	
7445-02	Rounded 2" (5,1 cm) blade depth
7445-03	Rounded 2.5" (6,4 cm) blade depth
7445-04	Rounded 3.5" (8,9 cm) blade depth
7455-02	2" (5,1 cm) blade depth
7455-03	3" (7,6 cm) blade depth
7455-04	4" (10,2 cm) blade depth
7455-06	6" (15,2 cm) blade depth

Wedges for Frames

Help stabilize retractor blades

PRODUCT NO'S:	
7450-89	[Thin Wedge] Overall Length: 1.75" (4,4 cm) Wedge Thickness: 4 mm
7450-99	[Thick Wedge] Overall Length: 1.75" (4,4 cm) Wedge Thickness: 8 mm



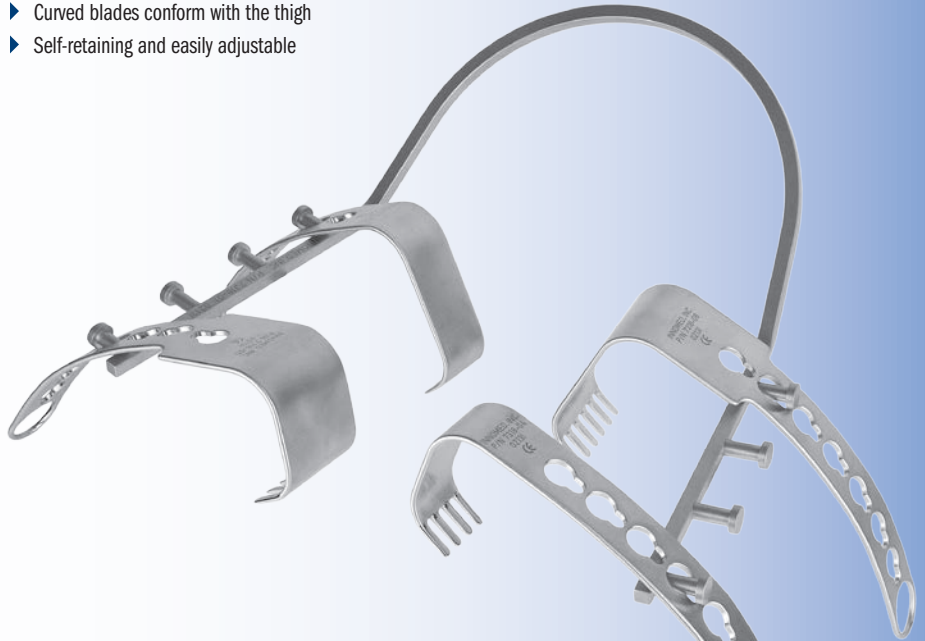


Charnley/Sorrells Low-Profile Hip Arthroplasty Retractor System

Designed by R. Barry Sorrells, MD

Conforms to the thigh, providing low-profile self-retaining exposure of the femur and acetabulum in Total Hip Arthroplasty

- ▶ Provides a varied selection of blades, both pre-shaped and malleable, for both superficial and deep retraction
- ▶ Curved blades conform with the thigh
- ▶ Self-retaining and easily adjustable



COMPLETE SYSTEM INCLUDES:

- (1) Low-Profile Frame
- (2) Small Retractors – (1) Narrow, (1) Wide
- (3) Medium Retractors – (1) Narrow, (1) Wide, (1) Malleable Narrow
- (2) Large Retractors – (1) Narrow, (1) Wide

PRODUCT NO'S:

7318-00 [Complete System]	7318-04 [Medium Narrow Blade]	
7318-01 [Frame] Length: 14.5" (36,9 cm) Maximum Width: 12" (30,5 cm)	Blade Width: 1.25" (32 mm) Blade Depth: 2.25" (57 mm) Overall Length: 8.5" (21,6 cm)	
7318-02 [Small Narrow Blade] Blade Width: 1.25" (32 mm) Blade Depth: 1.25" (32 mm) Overall Length: 8.5" (21,6 cm)	7318-05 [Medium Wide Blade] Blade Width: 2" (51 mm) Blade Depth: 2.25" (57 mm) Overall Length: 8.5" (21,6 cm)	7318-07 [Large Narrow Blade] Blade Width: 1.25" (32 mm) Blade Depth: 3.25" (83 mm) Overall Length: 8.5" (21,6 cm)
7318-03 [Small Wide Blade] Blade Width: 2" (51 mm) Blade Depth: 1.25" (32 mm) Overall Length: 8.5" (21,6 cm)	7318-06 [Medium Malleable Blade] Blade Width: 1.25" (32 mm) Blade Depth: 2.25" (57 mm) Overall Length: 8.5" (21,6 cm)	7318-08 [Large Wide Blade] Blade Width: 2" (51 mm) Blade Depth: 3.25" (83 mm) Overall Length: 8.5" (21,6 cm)



Modular Weights

Weights can be used to help hold the retractors in place.



PRODUCT NO'S:

3430-01	1.5 lbs. (.68 kg)
3430-02	2.0 lbs. (.91 kg)
3430-03	2.5 lbs. (1.13 kg) with attaching hook



Right
#7108-01

Left
#7108-02


Penenberg Gluteus Retractors

Designed by Brad Penenberg, MD

PRODUCT NO'S:

7108-01 [Right]
Overall Length: 8.25" (21 cm)
Handle to Bend Length: 6.5" (16,5 cm)
Depth from Bend: 4.25" (10,8 cm)
7108-02 [Left]
Overall Length: 8.25" (21 cm)
Handle to Bend Length: 6.5" (16,5 cm)
Depth from Bend: 4.25" (10,8 cm)





Sorrells Posterior Acetabular Retractor

Designed by R. Barry Sorrells, MD

PRODUCT NO'S:

7320-22A [With Teeth]
Overall Length: 7" (17,8 cm)
Blade Width: 45 mm

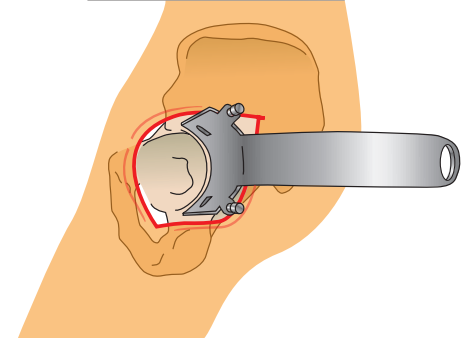
7320-22B [Without Teeth]
Overall Length: 7" (17,8 cm)
Blade Width: 45 mm



With Teeth
#7320-22A

Without Teeth
#7320-22B

Available with and
without teeth



Radiolucent Richardson-type Soft Tissue Retractor

Designed by Sean B. Kaminsky, MD

Radiolucent, lightweight retractor helps to retract soft tissues for enhanced exposure

Carbon fiber material is strong, lightweight, completely radiolucent, can be steam sterilized, and helps to prevent from marring component surfaces.



Four sizes available



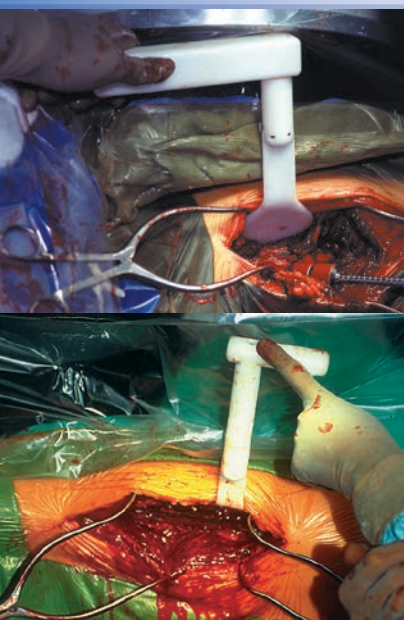
PRODUCT NO'S:

3231-23R [23 mm]
Overall Length: 13" (33 cm)
Large Blade: 23 mm x 36 mm

3231-37R [37 mm]
Overall Length: 13" (33 cm)
Large Blade: 37 mm x 52 mm

3231-30R [30 mm]
Overall Length: 13" (33 cm)
Large Blade: 30 mm x 42 mm

3231-44R [44 mm]
Overall Length: 13" (33 cm)
Large Blade: 44 mm x 78 mm



Handle can
be rotated to
right or left

Dozier Radiolucent Bennett Hip Fracture Retractor

Designed by John K. Dozier, MD

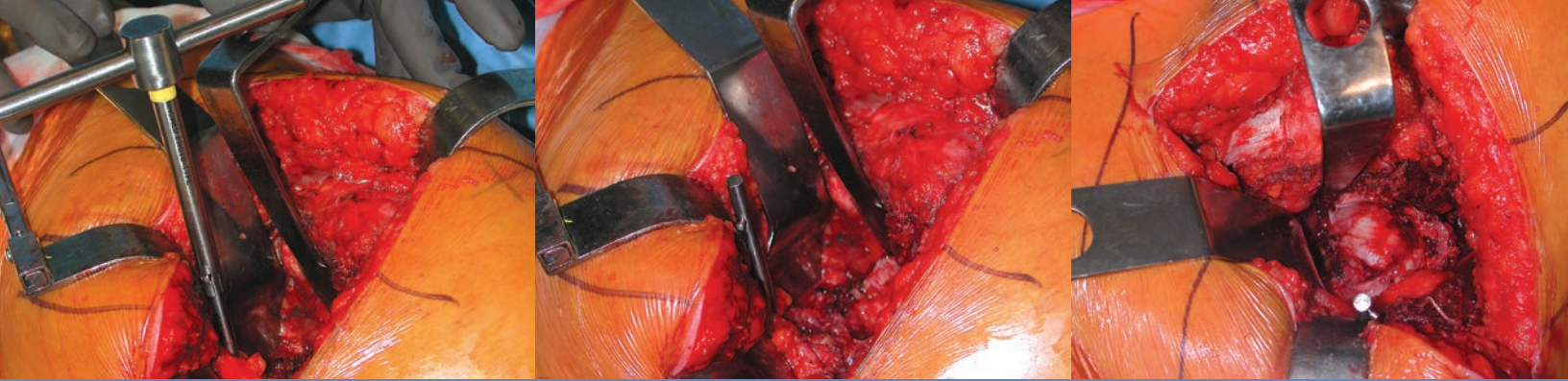
Can be kept in place while using image intensification or taking an x-ray

Designed to be used in hip fractures with the advantage that the retractor can be kept in place while using image intensification or taking an x-ray. The handle can be rotated to the right or left for surgeon preference. May be steam or gas sterilized.

PRODUCT NO:

6870
Handle Length: 6.75" (17,1 cm)
Blade Length: 8.5" (21,6 cm)
Blade Width at Widest: 67 mm





Amstutz Hip Instruments

Designed by Harlan C. Amstutz, MD

Amstutz Femoral Head-Neck Elevator

Used for acetabular exposure

PRODUCT NO'S:

3410 [Wide Blade]
Overall Length: 12.25" (31,1 cm)
Blade Width at Widest: 67 mm

3410-01 [Narrow Blade]
Overall Length: 12.25" (31,1 cm)
Blade Width at Widest: 50 mm



Wide
#3410

Narrow
#3410-01



Amstutz Femoral Retractor

Used for acetabular exposure

PRODUCT NO:

6410
Overall Length: 10.75" (27,3 cm)
Blade Width: 18 mm



Cement Packer & Trimmer




PRODUCT NO:

4995
Overall Length: 9.75" (24,8 cm)



Amstutz Charnley-type Acetabular Exposure Pin Set



Inserter/Extractor
#1200-01

Pin with Stop
#1200-03

Pin
#1200-02



PRODUCT NO'S:

1200-00 [Set: Ins/Ext & Two Pins]

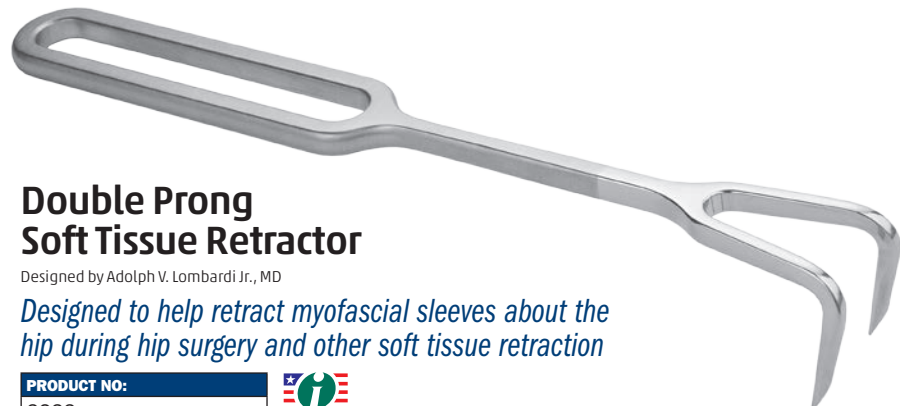
1200-0A [Set: Ins/Ext & Two Pins w/Stop]

Also sold individually:

1200-01 [Inserter/Extractor]

1200-02 [Pin]
Overall Length: 4.5" (11,4 cm)
Pin Depth: 2" (51 mm)
Pin Diam.: 3.8 mm

1200-03 [Pin with Stop]
Overall Length: 4.5" (11,4 cm)
Pin Tip-to-Stop Depth: .75" (19 mm)
Pin Diameter: 3.2 mm



Double Prong Soft Tissue Retractor

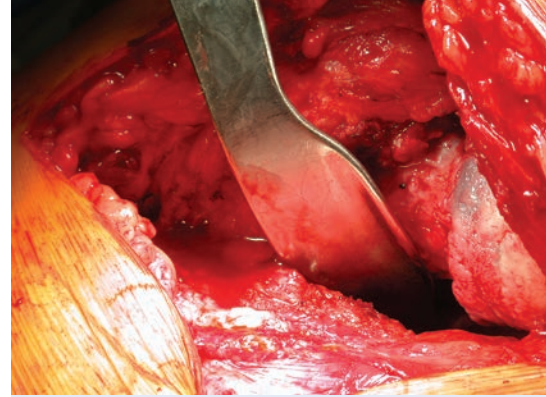
Designed by Adolph V. Lombardi Jr., MD

Designed to help retract myofascial sleeves about the hip during hip surgery and other soft tissue retraction

PRODUCT NO:

3233
Overall Length: 8.875" (22,5 cm)
Prong Separation: 1" (25 mm)
Prong Depth: 1.125" (29 mm)



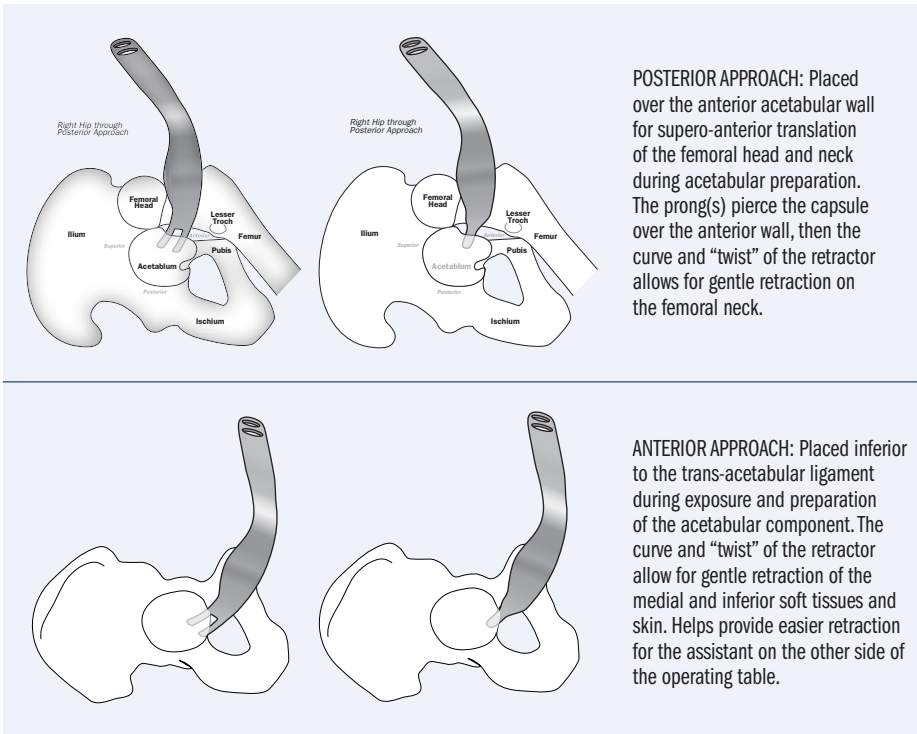


Curved Cobra Retractors

Designed by Henry Boucher, MD
Single prong design modification by Walter Frueh, MD

Left and right retractors can be used with the anterior, posterior or lateral approach to help expose the acetabulum in total hip surgery

PRODUCT NO'S:	
6110-01 [Double Prong – Right]	Overall Length: 15" (38 cm)
6110-02 [Double Prong – Left]	Overall Length: 15" (38 cm)
6109-L [Single Prong – Left]	Overall Length: 15" (38 cm)
6109-R [Single Prong – Right]	Overall Length: 15" (38 cm)



POSTERIOR APPROACH: Placed over the anterior acetabular wall for supero-anterior translation of the femoral head and neck during acetabular preparation. The prong(s) pierce the capsule over the anterior wall, then the curve and "twist" of the retractor allows for gentle retraction on the femoral neck.

ANTERIOR APPROACH: Placed inferior to the trans-acetabular ligament during exposure and preparation of the acetabular component. The curve and "twist" of the retractor allow for gentle retraction of the medial and inferior soft tissues and skin. Helps provide easier retraction for the assistant on the other side of the operating table.

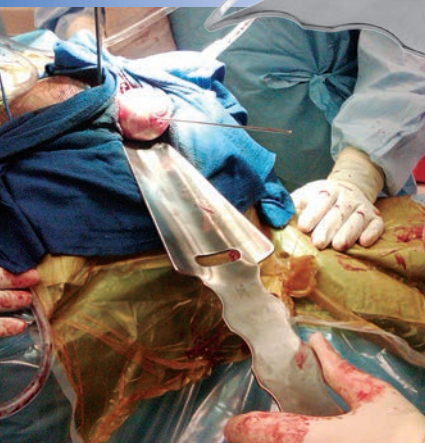


Femoral Elevator with Trough

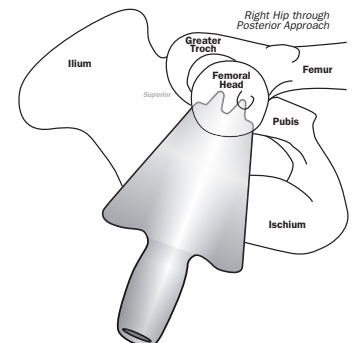
Designed by Henry Boucher, MD

Helps to elevate the femur and provide a trough for bone to collect in during shaping of the femoral head

Designed for femoral head preparation, the elevator is placed against the anterior femoral neck when the femur is flexed and internally rotated. Helps to elevate the femoral head for milling, and the "trough" provides a channel for the instruments and allows for easy clearance of reamings. Skin, abductor, subcutaneous fat and capsule are protected and retracted with the trough.



PRODUCT NO:
6030
Overall Length: 17" (43,2 cm)
Handle Length: 8" (20,3 cm)
Prong Length: 1" (25 mm)
Prong Width: 9 mm 18 mm Gap 9 mm
Trough At Narrowest: 2" (51 mm)
Trough At Widest: 3.5" (89 mm)



Dorr Hip Instruments

Designed by Lawrence D. Dorr, MD



Dorr Curved Hohmann Acetabular Retractor

Placed over the top of the piriformis, helps retract the gluteus medius.

Dorr Narrow Bent Acetabular Retractors

Retracts the gluteus maximus off the trochanter and exposes the back of the greater trochanter. The long version is used with larger patients.

Dorr Bent Hohmann Acetabular Retractor

Placed between the capsule and outer external oblique muscle to protect medial circumflex vessels. The tip engages the condyloid notch bone (teardrop). Helps retract soft tissues during acetabular exposure.

PRODUCT NO'S:

D6105 [Dorr Curved Hohmann Acetabular]

Blade Width: 18,5 mm
 1 Overall Length: 14" (35,6 cm)
 Depth from Handle: 4.5" (11,4 cm)

D6108 [Dorr Narrow Bent Acetabular—Long]

2 Overall Length: 14.75" (37,5 cm)
 Depth from Handle: 6" (15,2 cm)
 Blade Width: 12,6 mm

D6110 [Dorr Narrow Bent Acetabular]

3 Overall Length: 15" (38,1 cm)
 Depth from Handle: 4.75" (12,1 cm)
 Blade Width at Widest: 12 mm

D6112 [Dorr Bent Hohmann Acetabular]

4 Overall Length: 14.5" (36,9 cm)
 Depth from Handle: 6" (15,2 cm)
 Blade Width: 21 mm



Dorr Curved Blade Bent Hohmann Retractors

Used for both femoral exposure—placed around the femoral neck or beneath the top of the femoral head—and acetabular exposure—posterior superior of the acetabulum.

Upward Double Bent Hohmann Retractor

Tapped into the ilium to help retract the femur for acetabular exposure.

PRODUCT NO'S:

D6106 [Dorr Curved Blade Bent Hohmann]

5 Overall Length: 13.5" (34,3 cm)
 Depth from Handle: 4.5" (11,4 cm)
 Blade Width: 40 mm

D6107 [Dorr Curved Blade Double Bent Hohmann]

6 Overall Length: 8.5" (21,6 cm)
 Depth from Handle: 5" (12,7 cm)
 Blade Width: 25 mm

D6114 [Upward Double Bent Hohmann]

7 Overall Length: 14" (35,6 cm)
 Depth from Flat Part of Handle: 5.5" (14 cm)
 Blade Width: 20,5 mm



Dorr Posterior Capsule and Sciatic Nerve Protection Retractors


Sits on the outer rim of the posterior inferior ilium to retract the posterior capsule for acetabular exposure and help to protect the sciatic nerve.

PRODUCT NO'S:

Overall Length: 14" (35,6 cm)
 Depth from Handle: 6" (15,2 cm)
 Blade Width at Widest: 44 mm

8 D6109-L [Dorr Posterior Capsule and Sciatic Nerve Protection Retractor—Left]

9 D6109-R [Dorr Posterior Capsule and Sciatic Nerve Protection Retractor—Right]



Dorr Femoral Neck Elevators

Placed under the proximal femur to help expose the femoral head. The wide version is useful with large patients, while the narrow is useful when broaching or when the implant is in place.

PRODUCT NO'S:

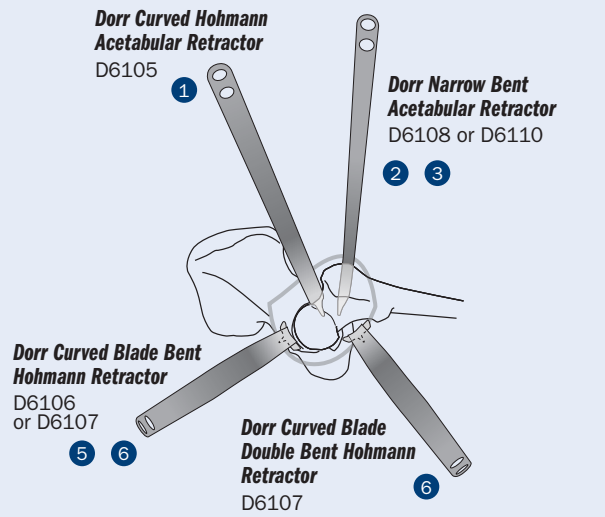
D6111 [Dorr Wide Femoral Neck Elevator]

10 Overall Length: 15" (38,1 cm)
 Depth from Handle: 2" (5,1 cm)
 Blade Width at Widest: 45 mm

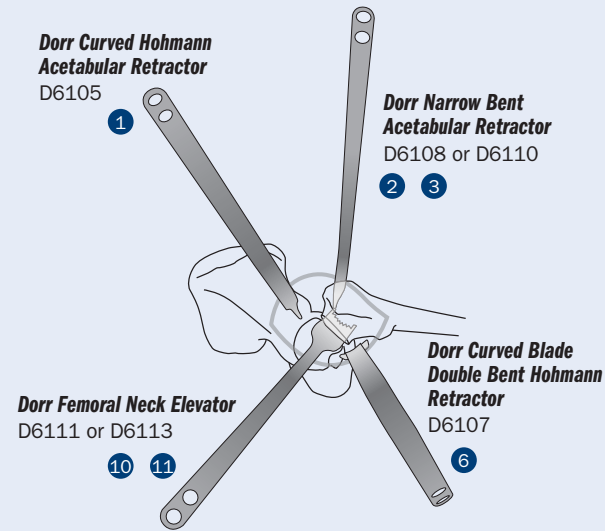
D6113 [Dorr Narrow Femoral Neck Elevator]

11 Overall Length: 13.75" (34,9 cm)
 Depth from Handle: 2.25" (5,7 cm)
 Blade Width: 25 mm

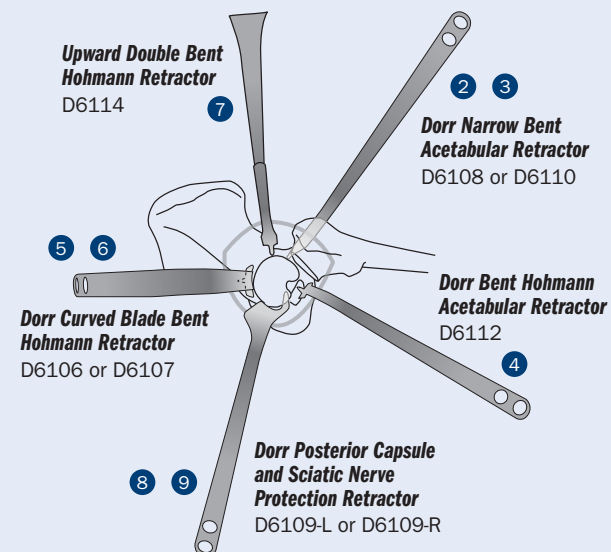
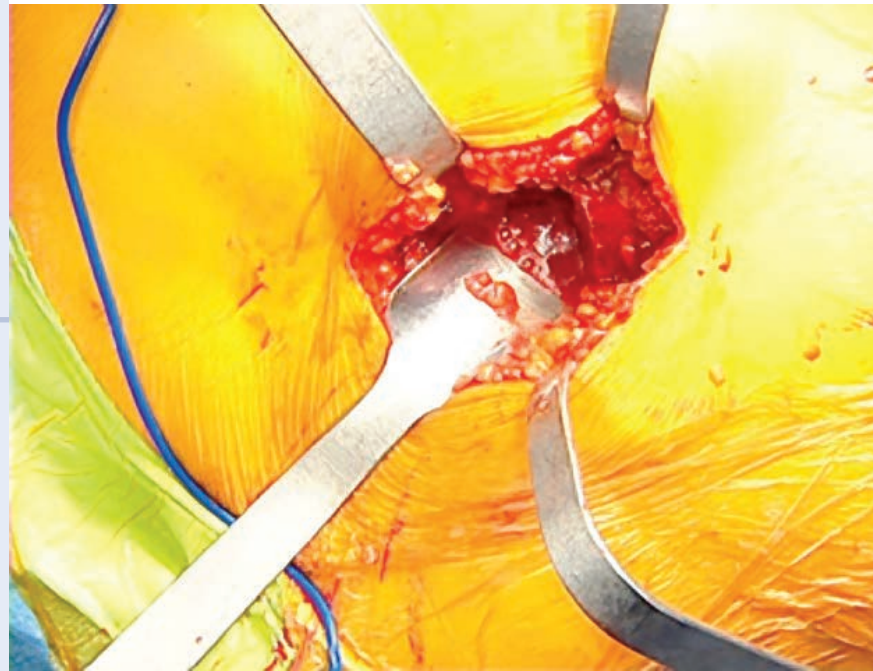




Exposing Femoral Head (femur rotated inwardly)



Exposure for Proximal Femur Reaming/Preparation



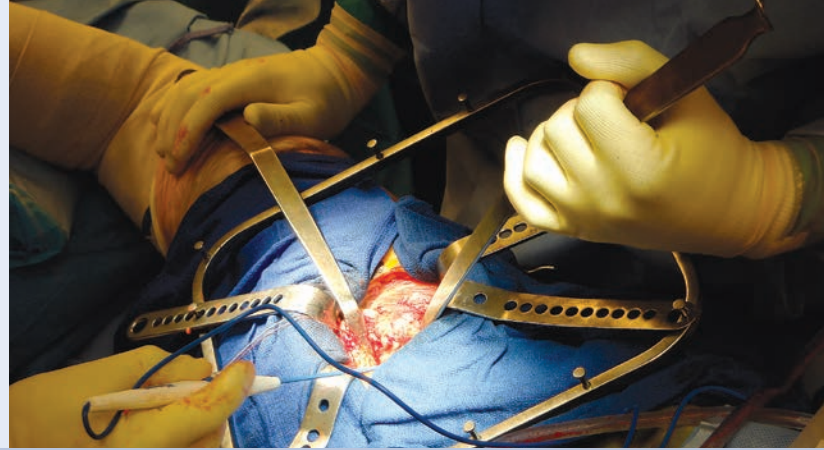
Exposure for Acetabulum Reaming/Preparation

Minimally Invasive Total Hip Surgery Retractors

Designed by S. David Stulberg, MD

Instruments designed to help reduce soft tissue trauma in Single Incision Minimally Invasive Total Hip Surgery

Surgical technique available on our website.



Single Prong Double Bent Hohmann Acetabular Retractor – Extra Long

PRODUCT NO'S:

6210-04 [Standard Blade] Overall Length: 16.25" (41,3 cm) Blade and Tip Length: 3" (7,6 cm) Blade Width: 15 mm	6214 [Longer Blade] Overall Length: 18" (45,7 cm) Blade and Tip Length: 5" (12,7 cm) Blade Width: 15 mm
---	--



Narrow Proximal Femoral Elevator

PRODUCT NO'S:

3420-08 [Narrow Prongs] Overall Length: 11.75" (29,8 cm) Handle Length: 6.5" (16,5 cm) Blade Width at Widest: 45 mm
3420-05 [Standard Prongs] Overall Length: 11.5" (29,2 cm) Handle Length: 6.5" (16,5 cm) Blade Width at Widest: 45 mm



Single & Double Prong Double Bent Hohmann Acetabular Retractor – Long

PRODUCT NO'S:

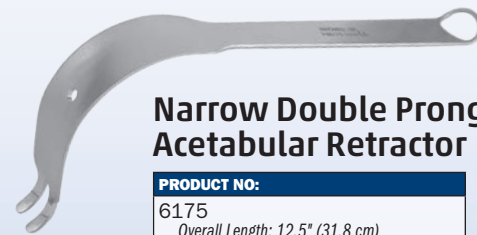
6210-02 [Single Prong Standard Blade] Overall Length: 12.5" (31,8 cm) Blade and Tip Length: 3" (7,6 cm) Blade Width: 15 mm	6213 [Single Prong Longer Blade] Overall Length: 15" (38,1 cm) Blade and Tip Length: 5" (12,7 cm) Blade Width: 15 mm
6210-02L [Lighted Single Prong Standard Blade] Overall Length: 12.5" (31,8 cm) Blade and Tip Length: 3" (7,3 cm) Blade Width: 15 mm	6220 [Double Prong Standard Blade] Overall Length: 12.5" (31,8 cm) Blade and Tip Length: 3" (7,6 cm) Blade Width: 15 mm



MIS Hip Retractors

PRODUCT NO'S:

6260 [Extra Narrow] Overall Length: 12" (30,5 cm) Handle Length: 9" (22,9 cm) Depth from Bend: 6" (15,2 cm) Blade Width: 20 mm
6265 [Extra Long Extra Narrow] Overall Length: 15" (38,1 cm) Handle Length: 11" (27,9 cm) Depth from Bend: 8" (20,3 cm) Blade Width: 20 mm



Narrow Double Prong Acetabular Retractor

PRODUCT NO:


6175 Overall Length: 12.5" (31,8 cm) Blade Width: 32 mm



Single Prong Double Bent Hohmann Acetabular Retractor

PRODUCT NO'S:

6210 [Standard Blade] Overall Length: 10.5" (26,7 cm) Blade and Tip Length: 2.5" (6,4 cm) Blade Width: 15 mm	6212 [Longer Blade] Overall Length: 11.25" (28,6 cm) Blade and Tip Length: 3.5" (8,9 cm) Blade Width: 15 mm
---	--

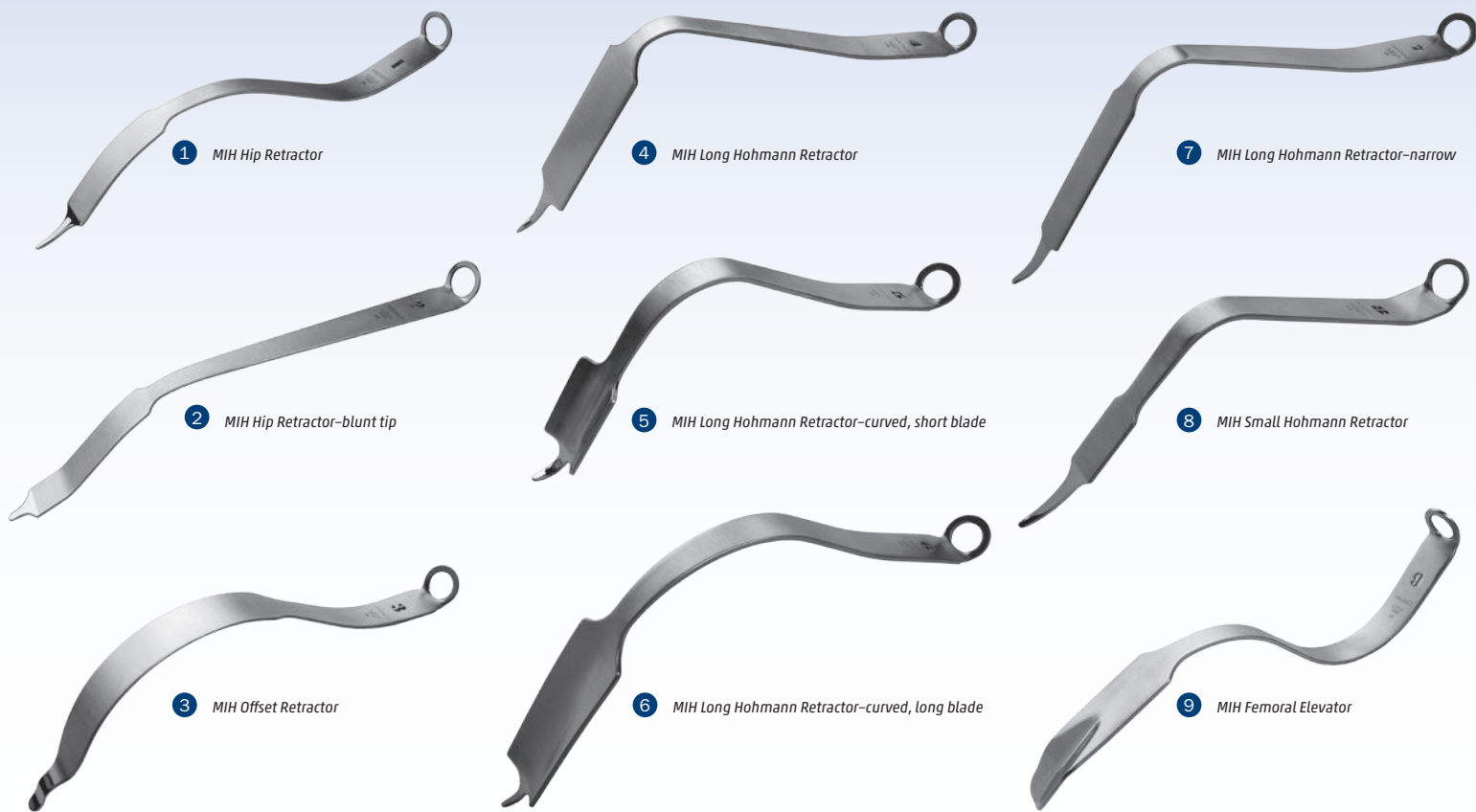


Narrow Cobra Retractors

PRODUCT NO'S:

6120 [Narrow] Overall Length: 11.75" (29,8 cm) Handle Length: 6.5" (16,5 cm) Blade Width: 16 mm
6120-04 [Extra Long Narrow] Overall Length: 15.5" (39,4 cm) Handle Length: 11" (27,9 cm) Blade Width: 16 mm

Minimally Invasive Hip Surgery Retractors



Designed to be used in various minimally invasive hip exposures



PRODUCT NO'S:

1	S3023 [MIH Hip Retractor] Overall Length: 13" (33 cm) Blade Width: 25 mm
2	S3024 [MIH Hip Retractor-blunt tip] Overall Length: 14.5" (36,9 cm) Blade Width: 25 mm
3	S3025 [MIH Offset Retractor] Overall Length: 14" (35,6 cm) Blade Width: 32 mm

4	S3026 [MIH Long Hohmann Retractor] Overall Length: 14.75" (37,5 cm) Blade Width: 40 mm
5	S3027 [MIH Long Hohmann Retractor-curved, short blade] Overall Length: 12.25" (31,1 cm) Blade Width: 34 mm
6	S3028 [MIH Long Hohmann Retractor-curved, long blade] Overall Length: 14" (35,6 cm) Blade Width: 39 mm

7	S3029 [MIH Long Hohmann Retractor-narrow] Overall Length: 14.75" (37,5 cm) Blade Width: 22 mm
8	S3030 [MIH Small Hohmann Retractor] Overall Length: 11.5" (29,2 cm) Blade Width: 19 mm
9	S3031 [MIH Femoral Elevator] Overall Length: 14" (35,6 cm) Blade Width: 40 mm

Retractor handles are designed for optional use with modular weights to help hold the retractors in place.



Modular Weights

PRODUCT NO'S:

3430-01	1.5 lbs. (.68 kg)
3430-02	2.0 lbs. (.91 kg)
3430-03	2.5 lbs. (1.13 kg) with attaching hook



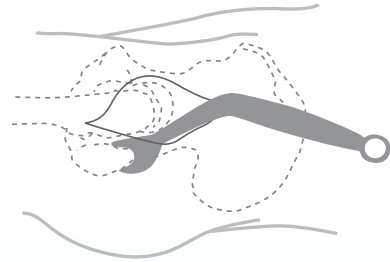
Minimal Incision Total Hip Retractors

Designed By Wayne M. Goldstein, MD

Instruments designed for Minimal Incision Total Hip Surgery using the standard posterior lateral approach

Used in conjunction with a Charnley-type frame and blade system (SEE PAGE 32-33).

Posterior-Inferior Retractors



The posterior-inferior retractor is placed with the point at 6 o'clock and the retractor's axilla resting on the ischium. The remaining blade of this retractor is used to retract the remaining capsule from the posterior lip of the acetabulum.

PRODUCT NO'S:

7625-01 [Right]

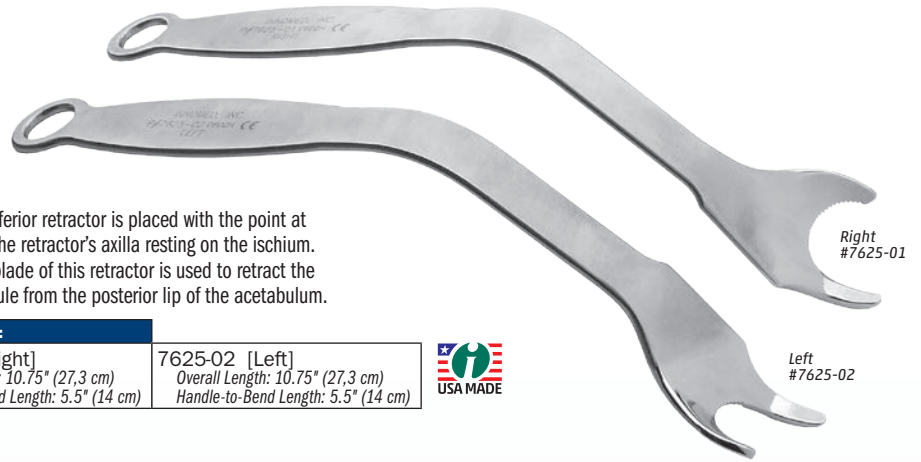
Overall Length: 10.75" (27,3 cm)

Handle-to-Bend Length: 5.5" (14 cm)

7625-02 [Left]

Overall Length: 10.75" (27,3 cm)

Handle-to-Bend Length: 5.5" (14 cm)



90° Soft Tissue Retractor

Helps to provide exposure and protect the nerve structures posteriorly during initial exposure of the acetabular capsule.

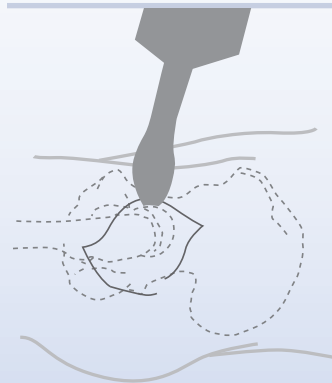
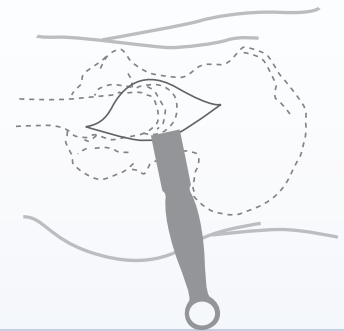
PRODUCT NO:

7150

Overall Length: 8" (20,3 cm)

Blade Width: 25 mm

Blade Depth: 3.25" (8,3 cm)



Cobra Retractor with Hand Rest


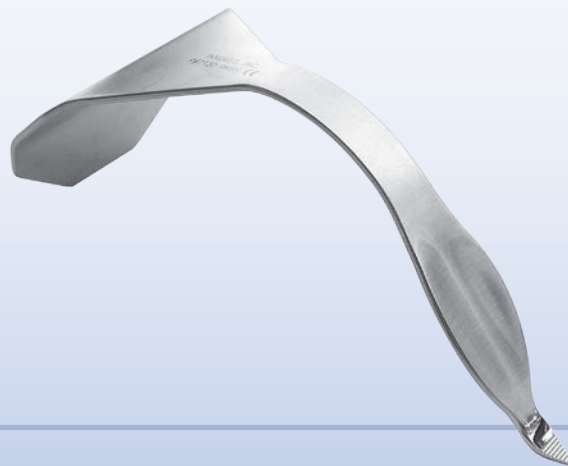
The pointed cobra retractor with hand rest is placed anteriorly to help retract and expose.

PRODUCT NO:

7130

Overall Length: 10.25" (26 cm)

Blade Width at Widest: 32 mm



Superior Capsular Retractor

Designed to be placed over the superior capsule.

PRODUCT NO:

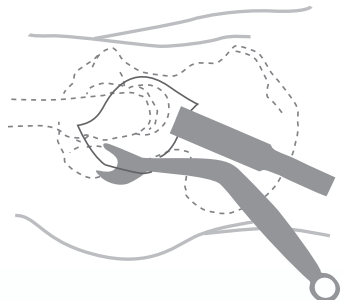
7140

Overall Length: 9.375" (23,8 cm)

Blade Width at Widest: 19 mm



Blunt Right Angle Posterior Capsular Retractor



The right-angle capsular retractors help retract and provide additional exposure around the acetabulum—either posterior or superior

PRODUCT NO:
7120
Overall Length: 8" (20,3 cm)
Blade Width: 32 mm
Blade Depth: 3.25" (8,9 cm)



Right Angle Posterior Capsular Retractor

Using a finger, the underside of the gluteus medius tendon can be palpated and the curved end of this Hibbs-style retractor can be placed and pulled anteriorly. The right angle end of the retractor can be used later in a similar fashion to the Blunt Right Angle Retractor described above.

PRODUCT NO:

7180 [With Teeth]
Overall Length: 8" (20,3 cm)
Blade Width: 32 mm
Blade Depth: 3.5" (8,9 cm)

7180-01 [No Teeth]
Overall Length: 8" (20,3 cm)
Blade Width: 32 mm
Blade Depth: 3.5" (8,9 cm)



Bent Hohmann Retractor for Gluteus Medius

For use in femoral exposure, the Bent Hohmann Retractor can be placed anterior to the capsule, around the greater trochanter, to rest on the lateral cortex of the femur, allowing access to the proximal femur.

PRODUCT NO'S:

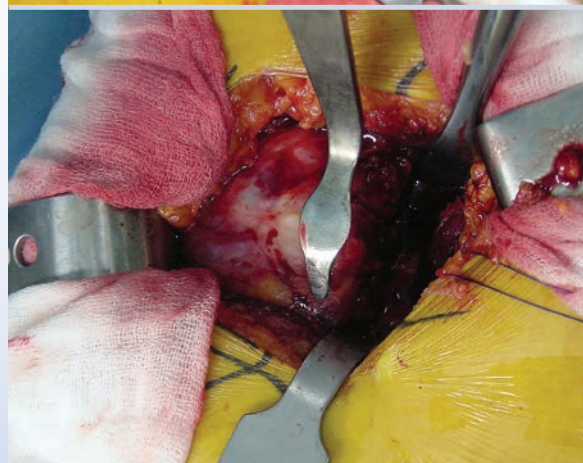
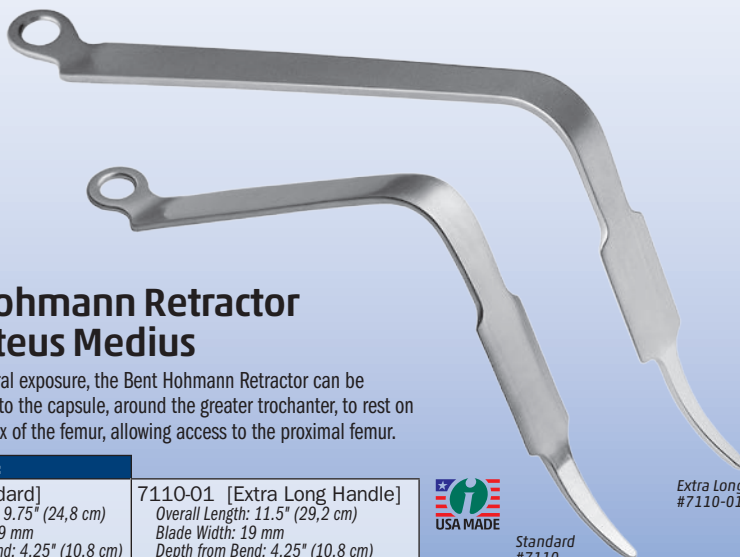
7110 [Standard]
Overall Length: 9.75" (24,8 cm)
Blade Width: 19 mm
Depth from Bend: 4.25" (10,8 cm)

7110-01 [Extra Long Handle]
Overall Length: 11.5" (29,2 cm)
Blade Width: 19 mm
Depth from Bend: 4.25" (10,8 cm)



Standard #7110

Extra Long Handle #7110-01



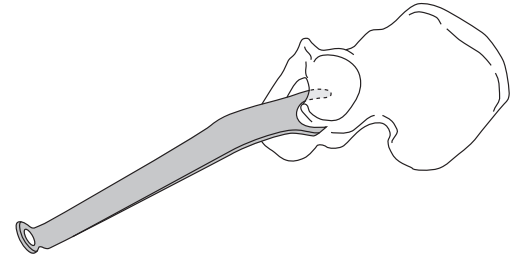
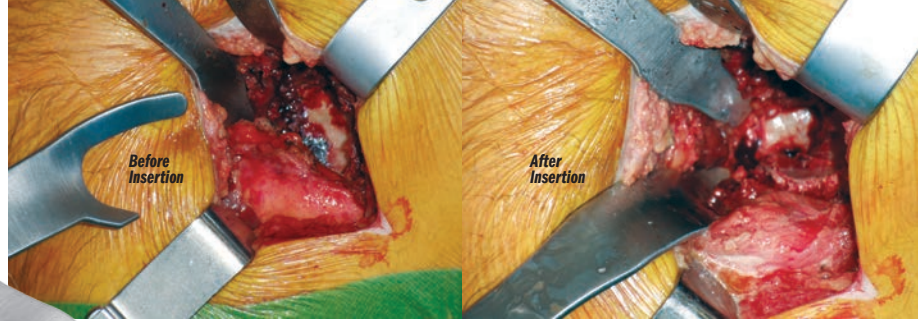
Moran Posterior-Inferior Retractor

Designed by Michael C. Moran, MD

Designed to achieve a stable position on the pelvis and expose the posterior-inferior aspect of the acetabulum

The short sharp tip is placed into the ischial sulcus behind the posterior acetabular rim. The long dull tip comes to rest behind the teardrop, while the retractor handle projects in a posterior-inferior direction.

PRODUCT NO'S:	
6415-L [Left] Overall Length: 12.5" (31,8 cm)	6415-R [Right] Overall Length: 12.5" (31,8 cm)



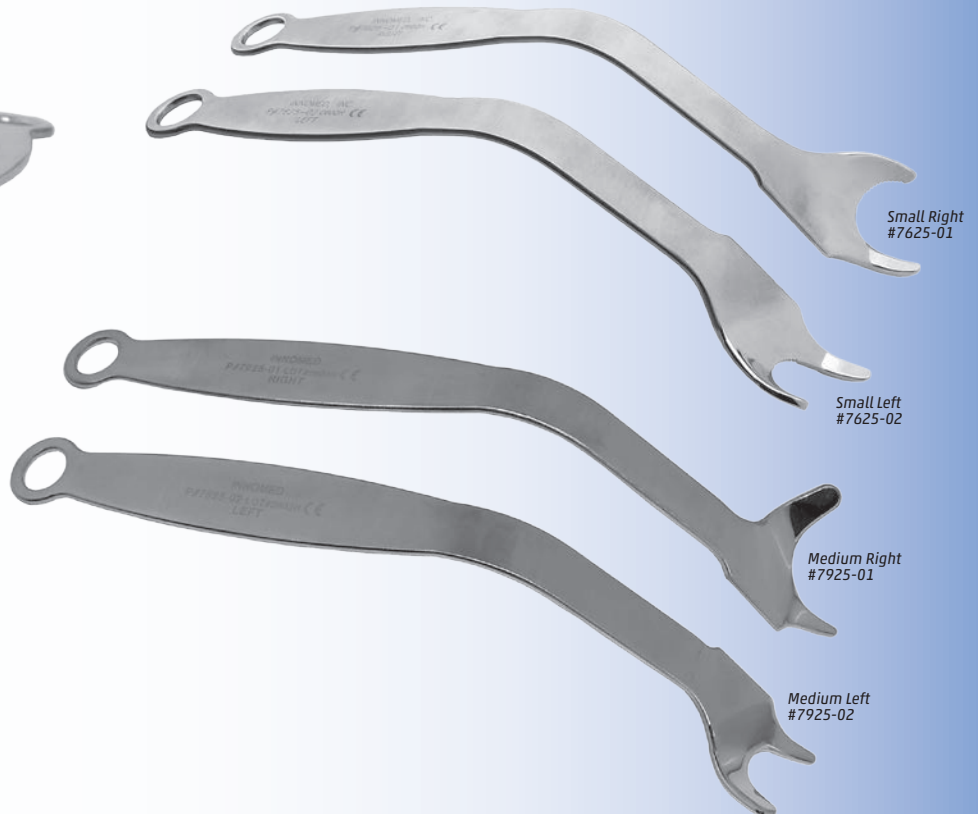
Posterior-Inferior Retractors

Designed by Wayne M. Goldstein, MD

Designed for Total Hip Surgery

The posterior-inferior retractor is placed with the point at 6 o' clock and the retractor's axilla resting on the ischium. The remaining blade of this retractor is used to retract the remaining capsule from the posterior lip of the acetabulum.

PRODUCT NO'S:		
7625-01 [Small Right] Overall Length: 10.75" (27,3 cm) Handle-to-Bend Length: 5.5" (14 cm)	7925-01 [Medium Right] Overall Length: 11" (27,9 cm) Handle-to-Bend Length: 7" (17,8 cm)	7620-01 [Large Right] Overall Length: 12" (30,5 cm) Handle-to-Bend Length: 6" (15,2 cm)
7625-02 [Small Left] Overall Length: 10.75" (27,3 cm) Handle-to-Bend Length: 5.5" (14 cm)	7925-02 [Medium Left] Overall Length: 11" (27,9 cm) Handle-to-Bend Length: 7" (17,8 cm)	7620-02 [Large Left] Overall Length: 12" (30,5 cm) Handle-to-Bend Length: 6" (15,2 cm)



OrthoLucent™ Retractors

Gain Radiolucence Without Compromising Strength or Function

- ▶ Made of a lightweight carbon fiber PEEK composite material
- ▶ Ideal for total joint use with x-ray
- ▶ Steam sterilizable
- ▶ Completely radiolucent
- ▶ Flat black non-gloss finish
- ▶ No metal transfer with component contact
- ▶ Slightly higher cost than stainless steel



OrthoLucent™
PCL Retractor
#2820-R



OrthoLucent™
Chandler Retractor
#3220-02R



OrthoLucent™
Modified Narrow Hohmann Retractor
#4535-R



OrthoLucent™
Modified Blunt Hohmann Retractor
#4550-R



OrthoLucent™
Standard Hohmann Retractor
#4558-R



OrthoLucent™
Cobra Retractor
#6130-R



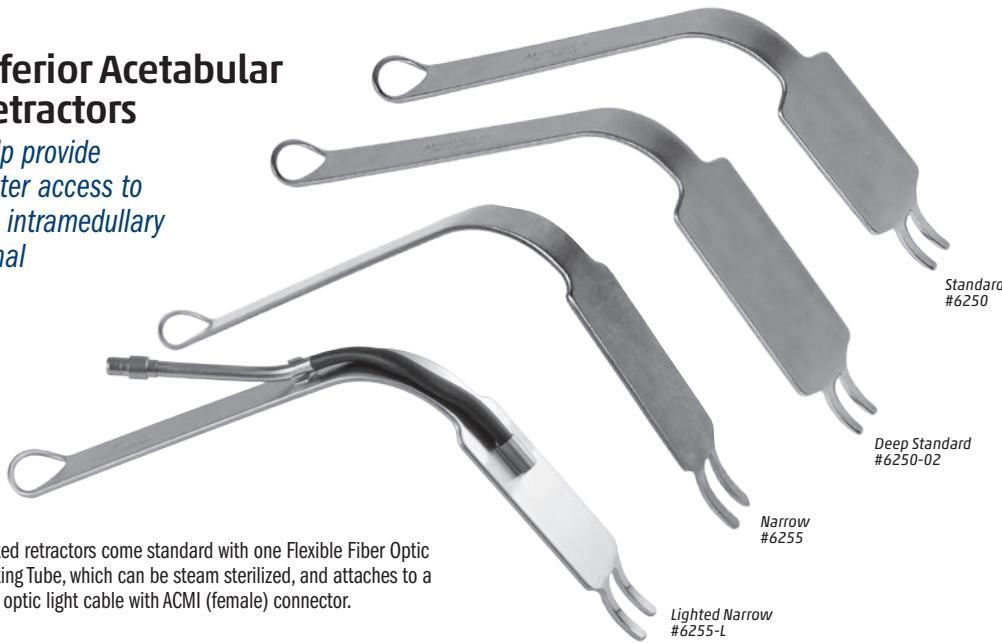
OrthoLucent™
Narrow Bent Hohmann Retractor
#7110-R

PRODUCT NO'S:
2820-R [PCL] Overall Length: 8" Prong Width: 5mm 10mm Gap 5mm
3220-02R [Chandler] Overall Length: 9.875" (25.1 cm) Blade Width: 3/4" (1.9 cm)
4535-R [Modified Narrow Hohmann] Overall Length: 10" (25.4 cm) Blade Width: 18 mm
4550-R [Modified Blunt Hohmann] Blade Width at Widest: 24.5 mm Overall Length: 10.75" (27.3 cm)
4558-R [Standard Hohmann] Blade Width: 16 mm Overall Length: 9.625" (24.4 cm)
6130-R [Cobra] Overall Length: 12" (30.5 cm) Handle Length: 7" (17.8 cm) Blade Width at Widest: 33 mm
7110-R [Narrow Bent Hohmann] Overall Length: 9.75" (23.8 cm) Handle Length: 7" (17.8 cm) Blade Width: 19 mm Depth from Bend: 4.75" (12.1 cm)

MADE EXCLUSIVELY
FOR INVIMED IN
SWITZERLAND

Inferior Acetabular Retractors

Help provide better access to the intramedullary canal



Lighted retractors come standard with one Flexible Fiber Optic Lighting Tube, which can be steam sterilized, and attaches to a fiber optic light cable with ACMI (female) connector.

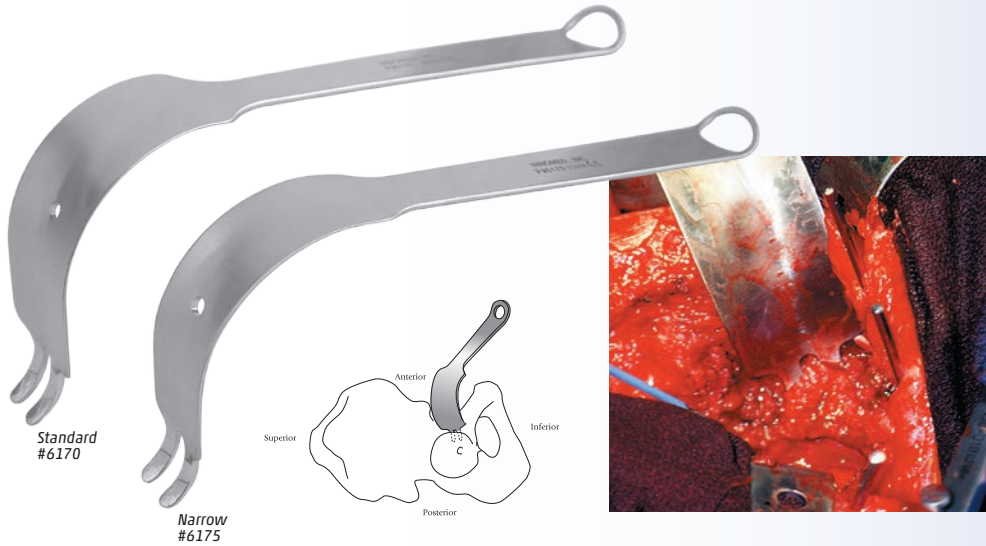
PRODUCT NO'S:	
6250 [Standard]	Overall Length: 12" (30,5 cm) Handle Length: 8" (20,3 cm) Blade Height Above Prongs: 3" (7,6 cm) Blade Width: 51 mm Prong Width: 5,1 mm 9,7 mm Gap 5,1 mm
6250-02 [Deep Standard]	Overall Length: 12,5" (31,8 cm) Handle Length: 8" (20,3 cm) Blade Height Above Prongs: 4" (10,2 cm) Blade Width: 51 mm Prong Width: 5,1 mm 9,7 mm Gap 5,1 mm
6255 [Narrow]	Overall Length: 12" (30,5 cm) Handle Length: 8" (20,3 cm) Blade Height Above Prongs: 3,25" (8,3 cm) Blade Width: 32 mm Prong Width: 5,1 mm 9,7 mm Gap 5,1 mm
6255-L [Lighted Narrow]	Overall Length: 12" (30,5 cm) Handle Length: 8" (20,3 cm) Blade Height Above Prongs: 3,25" (8,3 cm) Blade Width: 32 mm Prong Width: 5,1 mm 9,7 mm Gap 5,1 mm



Modified Double Prong Acetabular Retractor with Center Prongs

Retracts the femur anteriorly during total hip arthroplasty


Designed to retract the femur anteriorly during total hip arthroplasty. It is hooked over the anterior pelvic brim. Weights can be added to assist in exposure and to help hold the retractor in place.



PRODUCT NO'S:	
6170 [Standard]	Blade Width: 44 mm Overall Length: 12,5" (31,8 cm)
6175 [Narrow]	Blade Width: 32 mm Overall Length: 12,5" (31,8 cm)




MIS Hip Retractors



PRODUCT NO'S:	
6260 [Standard]	Overall Length: 12" (30,5 cm) Handle Length: 9" (22,9 cm) Depth from Bend: 6" (15,2 cm) Blade Width: 20 mm
6265 [Extra Long]	Overall Length: 15" (38,1 cm) Handle Length: 11" (27,9 cm) Depth from Bend: 8" (20,3 cm) Blade Width: 20 mm



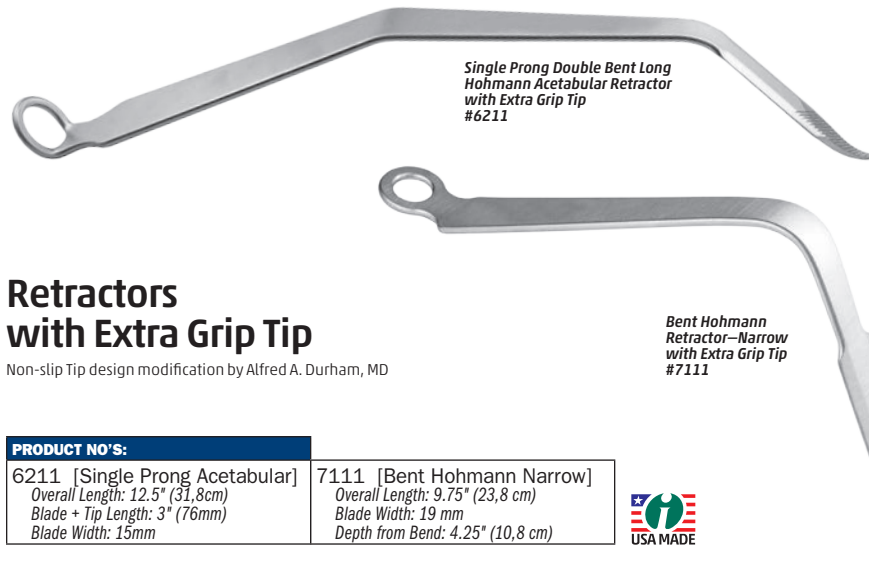


Hibbs Retractors

Designed for soft tissue retraction by either the toothed end or curved handle end

Extra large used in large patients when more leverage and depth is needed.

PRODUCT NO'S:	
6230 [Extra Large]	Overall Length: 14.25" (36,2 cm) Handle Length: 13" (33 cm) Blade Depth: 6.5" (165 mm) Blade Width: 38 mm
6235 [Medium]	Overall Length: 10.75" (27,3 cm) Handle Length: 9.75" (24,8 cm) Blade Depth: 4.5" (114 mm) Blade Width: 25 mm
6240 [Standard]	Overall Length: 8.75" (22,5 cm) Handle Length: 8" (20,3 cm) Blade Depth: 3" (76 mm) Blade Width: 25 mm



Single Prong Double Bent Long Hohmann Acetabular Retractor with Extra Grip Tip #6211

Bent Hohmann Retractor-Narrow with Extra Grip Tip #7111

Retractors with Extra Grip Tip

Non-slip Tip design modification by Alfred A. Durham, MD

PRODUCT NO'S:	
6211 [Single Prong Acetabular]	Overall Length: 12.5" (31,8cm) Blade + Tip Length: 3" (76mm) Blade Width: 15mm
7111 [Bent Hohmann Narrow]	Overall Length: 9.75" (23,8 cm) Blade Width: 19 mm Depth from Bend: 4.25" (10,8 cm)



New!

Extra Grip Tip
Helps to stabilize the retractor around the bone



Large Curved Hibbs-style Soft Tissue Retractor without Teeth

The large, curved end is very useful with large patients

The right angle end was designed without teeth for easier holding while retracting, but can also be used as a blunt end retractor.

PRODUCT NO:	
7180-01	Overall Length: 8" (20,3 cm) Blade Width: 32 mm Blade Depth: 3.5" (89 mm)



Proximal Femoral Elevators

Help provide better access to the intramedullary canal

Designed to elevate the proximal femur during total hip surgery while providing better access to the intramedullary canal. The handles are contoured to allow the surgeon a clear field of view of the operating area.

Standard Prongs

PRODUCT NO:

3420-01
Overall Length: 11.5" (29,2 cm)
Handle Length: 6.5" (16,5 cm)
Blade Width at Widest: 63 mm



Short Prongs

PRODUCT NO:

3420-02
Overall Length: 10.75" (27,3 cm)
Handle Length: 6.5" (16,5 cm)
Blade Width at Widest: 63 mm



Narrow with Standard Prongs

PRODUCT NO:

3420-05
Overall Length: 11.5" (29,2 cm)
Handle Length: 6.5" (16,5 cm)
Blade Width at Widest: 45 mm



Narrow with Narrow Prongs

PRODUCT NO:

3420-08
Overall Length: 11.75" (29,8 cm)
Handle Length: 6.5" (16,5 cm)
Blade Width at Widest: 45 mm



Extra Leverage

PRODUCT NO:

7640
Overall Length: 17.5" (44,5 cm)
Handle Length: 13" (33 cm)
Blade Width at Widest: 63 mm



Modular Weights

Weights can be used to help hold the retractors in place.

PRODUCT NO'S:

3430-01	1.5 lbs. (.68 kg)
3430-02	2.0 lbs. (.91 kg)
3430-03	2.5 lbs. (1.13 kg) with attaching hook



Amstutz Femoral Head-Neck Elevator

Designed by Harlan C. Amstutz, MD

Designed to elevate the proximal femur

PRODUCT NO'S:
3410 [Wide] Overall Length: 12.25" (31,1 cm) Blade Width at Widest: 67 mm
3410-01 [Narrow] Overall Length: 12.25" (31,1 cm) Blade Width at Widest: 50 mm



Wide
#3410

Narrow
#3410-01

APC Proximal Femoral Elevator

Designed by APC, Inc.

Elevates the proximal femur during total hip or hemi-arthroplasty surgery

Designed to elevate the proximal femur during total hip or hemi-arthroplasty surgery. Its unique design provides excellent access to the intramedullary canal. The elevator's geometry incorporates serrated edges to grip and elevate the proximal femur.

PRODUCT NO'S:
3421-00 [Standard] Overall Length: 10.75" (27,3 cm) Blade Width at Widest: 63 mm
3421-01 [Small] Overall Length: 10.75" (27,3 cm) Blade Width at Widest: 50 mm



Small
#3421-01

Standard
#3421-00

Mueller-type Femoral Neck Elevator

Designed to elevate the proximal femur

PRODUCT NO:
3415 [Standard] Overall Length: 13.5" (34,3 cm) Handle Length: 6.5" (16,5 cm) Blade Width at Widest: 25 mm
3418 [Extra Deep] Overall Length: 15.25" (38,8 cm) Handle Length: 6.5" (16,5 cm) Blade Width at Widest: 25 mm

Extra Deep modified by Tom Eickmann, MD



Standard
#3415

Extra Deep
#3418

Unger Femoral Neck Elevator

Designed by Anthony Unger, MD

PRODUCT NO:
3006 Blade Width at Widest: 25 mm Overall Length: 13" (33 cm) Handle Length: 9" (22,9 cm)



Stulberg Proximal Femoral Elevator

Designed by S. David Stulberg, MD

PRODUCT NO:
3420-09 Overall Length: 14" (35,6 cm) Handle Length: 10" (25,4 cm) Blade Width at Widest: 48 mm Blade Width at Prongs: 24mm



Bone Hooks

Designed by R.L. Wixson, MD

Blunt tip and a large handle design to accommodate the use of two hands

Designed for proximal femoral elevation in total hip replacement or in other surgery with a similar need for bone manipulation.



Lombardi Bone Hooks

Blunt tip design


PRODUCT NO'S:	
5925 [Small]	Curve Diameter: 25 mm Overall Length: 10" (25,4 cm)
5930 [Medium]	Curve Diameter: 35 mm Overall Length: 10" (25,4 cm)
5935 [Large]	Curve Diameter: 55 mm Overall Length: 10" (25,4 cm)

Designed by Adolph V. Lombardi, MD

Small Ends drawn at actual size

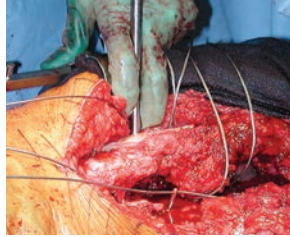
Medium

Large



Ends drawn at actual size

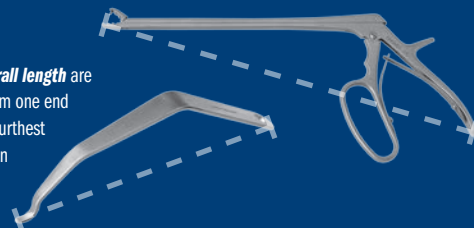
PRODUCT NO'S:	
5910 [Small]	Curve Diameter: 25 mm Overall Length: 12.75" (32,4 cm) Handle Length: 4.75" (12,1 cm)
5915 [Medium]	Curve Diameter: 35 mm Overall Length: 12.75" (32,4 cm) Handle Length: 4.75" (12,1 cm)
5920 [Large]	Curve Diameter: 50 mm Overall Length: 12.75" (32,4 cm) Handle Length: 4.75" (12,1 cm)
5920-01 [Large w/ Cable/Wire Hole]	Cable/Wire Hole Diameter: 2 mm Curve Diameter: 50 mm Overall Length: 12.75" (32,4 cm) Handle Length: 4.75" (12,1 cm)



Measurements in this Catalog



All effort has been made to ensure the accuracy of the measurements listed in this catalog, however, some small differences may exist between actual and listed measurements.

Measurements of **overall length** are the linear distance from one end of the product to the furthest opposite end, as shown in these examples:



Measurements of **blade width** are the linear distance from one side of the product to the opposite side, typically at the widest point, as shown in this example:





HIP EXPOSURE Pages 9 – 51


ANTERIOR APPROACH ... 9



SELF-RETAINING RETRACTORS ... 16



EXTRA DEEP & EXTRA LARGE RETRACTORS ... 20




HOHMANN RETRACTORS ... 24




COBRA RETRACTORS ... 28



SELF-RETAINING FRAME & RETRACTOR SYSTEMS ... 32



HIP RESURFACING RETRACTORS ... 36




DORR INSTRUMENT SET ... 38




MINIMAL INCISION RETRACTOR GROUPS ... 40



POSTERIOR, INFERIOR, & SOFT TISSUE RETRACTORS ... 44



FEMORAL NECK ELEVATORS ... 48



BONE HOOKS ... 50



Innomed, Inc
103 Estus Drive
Savannah, GA 31404

Tel 912.236.0000
Fax 912.236.7766

www.innomed.net
info@innomed.net

TOLL FREE 1.800.548.2362

www.innomed.net



info@innomed.net

Scan to Launch

Our Website



ISO 9001:2008 • ISO 13485:2003



Innomed-Europe LLC
Alte Steinhäuserstr. 19
CH-6330 Cham, Switzerland
Tel +41 41 740 67 74
Fax +41 41 740 67 71

Innomed-Europe GmbH
Singen, Deutschland
Tel 0049 (0) 7731 921 5001
Fax 0049 (0) 7731 921 5003

www.innomed-europe.com
info@innomed-europe.com



103 Estus Drive
Savannah, GA 31404

PRSR. STD.
U.S. POSTAGE
PAID
GRAND RAPIDS, MI
PERMIT NO. 748

FREE TRIAL

on most instruments

**Instruments are available for a no-charge two-week evaluation
— includes FREE UPS Ground Shipping***

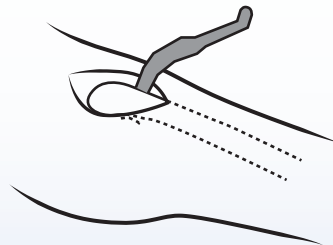
*When shipped to a hospital or medical center; additional charge applies for expedited shipping.

Free trial offer excludes implant extraction instruments, which are available as rentals.
There is a pad replacement charge with the hip positioners.

© 2016 Innomed, Inc.
All Rights Reserved

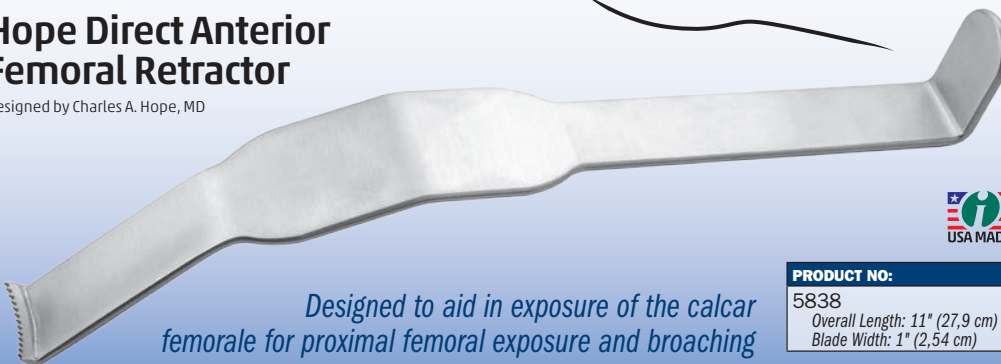
01-16

New!



Hope Direct Anterior Femoral Retractor

Designed by Charles A. Hope, MD



PRODUCT NO:
5838
Overall Length: 11" (27,9 cm)
Blade Width: 1" (2,54 cm)

Designed to aid in exposure of the calcar femorale for proximal femoral exposure and broaching

